

FARM HARVEST PRICES OF PRINCIPAL CROPS IN INDIA

भारत में प्रमुख फसलों के
कृषि फसल मूल्य

2021-22



**ECONOMICS AND STATISTICS DIVISION
DEPARTMENT OF AGRICULTURE AND
FARMERS WELFARE
MINISTRY OF AGRICULTURE AND FARMERS WELFARE
GOVERNMENT OF INDIA
NEW DELHI
June, 2023**

अर्थ एवं सांख्यिकी प्रभाग
कृषि एवं किसान कल्याण विभाग
कृषि एवं किसान कल्याण मंत्रालय
भारत सरकार
नई दिल्ली
जून, 2023

अरुण कुमार

वरिष्ठ आर्थिक एवं सारिव्यकीय सलाहकार

भारत सरकार

कृषि एवं किसान कल्याण विभाग
कृषि एवं किसान कल्याण मंत्रालय
कृषि भवन, नई दिल्ली-110001



सत्यमेव जयते

ARUN KUMAR

Senior Economic & Statistical Adviser

Government of India

Department of Agriculture & Farmers Welfare
Ministry of Agriculture & Farmers Welfare
Krishi Bhawan, New Delhi - 110001



आजादी का
अमृत महोत्सव



INTERNATIONAL YEAR OF
MILLETS
2023



G20
भारत 2023 INDIA
वसुधैव कुटुम्बकम्
ONE EARTH • ONE FAMILY • ONE FUTURE

FOREWORD

Economics & Statistics Division, Ministry of Agriculture and Farmers Welfare has been publishing “Farm Harvest Prices of Principal Crops in India” every year. The importance of this publication lies in the fact that data on farm gate prices facilitate fine-tuning of policies aimed to promote farmers welfare. This issue contains data on farm harvest prices of principal crops for the year 2021-22, based on the returns received from the State Governments and Union Territories. A note on the methodology used for collection of data on farm harvest prices and the particulars of harvesting seasons of principal crops in the major growing States has been provided at the end of the statistical tables. The data presented in this publication are available on the website: <http://eands.dacnet.nic.in/> of the Ministry of Agriculture and Farmers Welfare.

The detailed work has been carried out by the Price and Market Section, Economics & Statistics Division, Ministry of Agriculture & Farmers Welfare supported by our counterparts in the States.

It is hoped that the publication would be useful for a wide range of researchers and policy makers. Any suggestions/ feedback may be sent to office.esa-agri@nic.in.


(Arun Kumar)

NEW DELHI
June, 2023

अरुण कुमार

वरिष्ठ आर्थिक एवं सार्विकीय सलाहकार

भारत सरकार

कृषि एवं किसान कल्याण विभाग
कृषि एवं किसान कल्याण मंत्रालय
कृषि भवन, नई दिल्ली-110001



सत्यमेव जयते

ARUN KUMAR

Senior Economic & Statistical Adviser

Government of India

Department of Agriculture & Farmers Welfare
Ministry of Agriculture & Farmers Welfare
Krishi Bhawan, New Delhi - 110001



प्राकथन

अर्थ एवं सांख्यिकी प्रभाग, कृषि और किसान कल्याण मंत्रालय द्वारा प्रत्येक वर्ष "भारत में प्रमुख फसलों के कृषि फसल मूल्य" का प्रकाशन किया जाता है। इस प्रकाशन का महत्व इस तथ्य में है कि फार्मगेट मूल्य संबंधी डेटा किसान कल्याण को प्रोत्साहित करने की नीतियों को आसान बनाता है। इस अंक में राज्य सरकारों तथा संघ राज्य क्षेत्रों से प्राप्त रिपोर्टों के आधार पर वर्ष 2021-22 हेतु प्रमुख फसलों के कृषि फसल मूल्य का डेटा शामिल है। सांख्यिकी तालिकाओं के अंत में कृषि फसल मूल्यों से संबंधित आंकड़े के संग्रह के लिए प्रयुक्त पद्धतियों पर टिप्पणी और प्रमुख उत्पादक राज्यों में प्रमुख फसलों की कटाई मौसम का विवरण दिया गया है। इस प्रकाशन में दिए गए आंकड़े कृषि एवं किसान कल्याण मंत्रालय के वेबसाइट <http://eands.dacnet.nic.in> पर उपलब्ध हैं।

विस्तृत कार्य मूल्य और बाजार अनुभाग, अर्थ एवं सांख्यिकी प्रभाग, कृषि एवं किसान कल्याण मंत्रालय द्वारा किया गया है तथा राज्यों में हमारे समकक्ष द्वारा समर्थित है।

यह आशा की जाती है कि यह प्रकाशन शोधकर्ताओं तथा नीति निर्माताओं के विस्तृत वर्ग के लिए उपयोगी होगा। किसी प्रकार का सुझाव/प्रतिक्रिया office.esa-agri@nic.in पर भेजी जा सकती है।

अरुण कुमार
(अरुण कुमार)

नई दिल्ली

जून, 2023

[i]

भारत सरकार
कृषि एवं किसान कल्याण विभाग
कृषि एवं किसान कल्याण मंत्रालय
कृषि भवन, नई दिल्ली-110001



Government of India
Department of Agriculture & Farmers Welfare
Ministry of Agriculture & Farmers Welfare
Krishi Bhawan, New Delhi - 110001




PREFACE

“Farm Harvest Prices of Principal Crops in India” is a publication which is being brought out every year by the Economics and Statistics Division of the Ministry of Agriculture & Farmers’ Welfare. The present volume contains information on Farm Harvest Prices of 36 principal agricultural crops for the year 2021-22, which have been compiled on the basis of information shared by all States and Union Territories. The agricultural crops covered are Paddy, Rice, Jowar, Bajra, Maize, Ragi, Wheat, Barley, Gram, Arhar, Sugar Raw (Gur), Sugarcane, Potato, Tobacco, Groundnut, Rapeseed, Sesamum, Linseed, Castor seed, Nigerseed, Soyabean, Sunflower, Cotton, Jute, Sannhemp, Mesta, Pepper, Ginger, Chilli, Turmeric, Arecanut, Banana, Tapioca, Coconut, Toria and Cashewnut.

The task of compilation and presentation of farm harvest prices data for this publication has been carried out by the staff of Price and Market Section under the supervision of Shri Kaviarasan K., Joint Director, and Ms. Saumya Sakshi, Deputy Director. The staff members associated with the preparation of this publication are:

1. Shri. Rajiv Bahl, Economic Officer
2. Dr. Ved Prakash Sharma, Economic Officer, Market Intelligence
3. Shri. Mukesh Kumar Meena, Market Intelligence Inspector
4. Shri. Anurag Bhullar, Junior Statistical Officer
5. Shri. Arbind Singh Rawal, Junior Statistical Officer
5. Shri. Vikram Singh, DEO, Grade-B

Sincere efforts have been put in to bring out this publication. Suggestions for improvement are most welcome and may be sent to saikat.dgcis@nic.in.


(Saikat Sarkar)

Adviser

NEW DELHI
June, 2023

भारत सरकार
कृषि एवं किसान कल्याण विभाग
कृषि एवं किसान कल्याण मंत्रालय
कृषि भवन, नई दिल्ली-110001



Government of India
Department of Agriculture & Farmers Welfare
Ministry of Agriculture & Farmers Welfare
Krishi Bhawan, New Delhi - 110001



प्रस्तावना

“भारत में प्रमुख फसलों के कृषि फसल मूल्य” एक ऐसा प्रकाशन है जिसे अर्थ एवं सांख्यिकी प्रभाग कृषि एवं किसान कल्याण मंत्रालय द्वारा प्रकाशित किया जाता है। वर्तमान खंड में वर्ष 2021-22 हेतु 36 प्रमुख कृषि फसलों के कृषि फसल मूल्य की जानकारी है जिसे सभी राज्यों तथा संघ राज्य क्षेत्रों द्वारा प्रदत्त सूचना के आधार पर संकलित किया गया है। कृषि फसलों में धान, चावल, ज्वार, बाजरा, मक्का, रागी, गेहूँ, जौ, चना, अरहर, कच्ची चीनी (गुड़), गन्ना, आलू, तंबाकू, मूंगफली, रेपसीड, तिल, अलसी, अरंडी, रामतिल, सोयाबीन, सूरजमुखी, कपास, पटसन, सनहेंप, मेस्ता, काली मिर्च, अदरक, मिर्च, हल्दी, सुपारी, केला, कसावा, नारियल, तोरिया और काजू शामिल है।

इस प्रकाशन के लिए कृषि फसल मूल्यों के आंकड़े का संग्रह, संकलन और प्रस्तुति का कार्य श्री कविरासन क., संयुक्त निदेशक एवं सुश्री सौम्या साक्षी, (उप निदेशक) की देखरेख में मूल्य और बाजार अनुभाग के स्टॉफ द्वारा किया गया था। इस प्रकाशन की तैयारी से संबंधित स्टॉफ सदस्य हैं:

1. श्री राजीव बहल, आर्थिक अधिकारी
2. डॉ. वेद प्रकाश शर्मा, आर्थिक अधिकारी, बाजार आसूचना
3. श्री मुकेश कुमार मीणा, बाजार आसूचना निरीक्षक
4. श्री अनुराग भुल्लर, कनिष्ठ सांख्यिकी अधिकारी
5. श्री अरविन्द सिंह रावल, कनिष्ठ सांख्यिकी अधिकारी
6. श्री विक्रम सिंह, डीईओ, ग्रेड-बी

इस प्रकाशन के लिए ईमानदारी से प्रयास किया गया है। सुधार के लिए सुझावों का स्वागत है और इसे saikat.dgcis@nic.in पर भेजा जा सकता है।

सैकत सरकार

(सैकत सरकार)

सलाहकार

नई दिल्ली
जून, 2023

CONTENTS

विषयवस्तु

SUBJECT

विषय

Table No. तालिका संख्या	SUBJECT विषय	Page No. पृष्ठ संख्या
1	<u>Introduction and Methodology</u> प्रस्तावना और पद्धति	1-2
2	Major Crop-wise State-wise Average Farm Harvest Prices in India from 2018-19 to 2021-22 (Graphical Representation) भारत में प्रमुख फसल-वार राज्य औसत कृषि फसल मूल्य 2018-19 से 2021-22 तक (ग्राफिकल प्रस्तुतीकरण)	3-11
3	Crop-wise State-wise Weighted Average of Farm Harvest Prices of Principal Crops in India 2018-19 to 2021-22 भारत में प्रमुख फसलों के कृषि फसल मूल्य फसल-वार राज्यवार भारत औसत 2018-19 से 2021-22	12-59
4	Crop-wise District-wise Farm Harvest Prices of Principal Crops in India-2021-22 भारत में प्रमुख फसलों का फसल-वार जिलेवार कृषि फसल मूल्य - 2021-22	
4.0	Andaman & Nicobar अंडमान और निकोबार	60
4.1	Andhra Pradesh आंध्र प्रदेश	61-64
4.2	Assam असम	65-67
4.3	Bihar बिहार	68-71
4.4	Chandigarh चंडीगढ़	72
4.5	Chhattisgarh छत्तीसगढ़	73-75
4.6	Delhi दिल्ली	76
4.7	Goa गोवा	77
4.8	Gujarat गुजरात	78-80
4.9	Haryana हरियाणा	81-82
4.10	Himachal Pradesh हिमाचल प्रदेश	83-84
4.11	Jammu & Kashmir जम्मू और कश्मीर	85-86
4.12	Jharkhand झारखंड	87-89
4.13	Karnataka कर्नाटक	90-95
4.14	Kerala केरल	96-97

4.15	Madhya Pradesh मध्य प्रदेश	98-101
4.16	Maharashtra महाराष्ट्र	102-104
4.17	Manipur मणिपुर	105
4.18	Mizoram मिजोरम	106
4.19	Nagaland नागालैंड	107
4.20	Odisha ओडिशा	108-110
4.21	Puducherry पुदुचेरी	111
4.22	Punjab पंजाब	112-113
4.23	Rajasthan राजस्थान	114-116
4.24	Tamil Nadu तमिलनाडु	117-119
4.25	Telangana तेलंगाना	120-122
4.26	Tripura त्रिपुरा	123
4.27	Uttar Pradesh उत्तर प्रदेश	124-127
4.28	Uttarakhand उत्तराखंड	128-129
4.29	West Bengal पश्चिम बंगाल	130-131
I	Form for Collecting Farm Harvest Prices फसलों के मूल्य को संग्रह करने का प्रारूप	132
II	Harvesting Seasons of Principal Crops in Major Growing States प्रमुख उत्पादक राज्यों में प्रमुख फसलों की कटाई का मौसम	133-156
III	Minimum Support Price न्यूनतम समर्थन मूल्य	157

कृषि फसलों के मूल्य

प्रस्तावना

इस प्रकाशन में दी गई जानकारी के अनुसार किसी जिन्स की कृषि फसल मूल्य को औसत थोक मूल्य, जिस पर कटाई प्रारंभ होने के पश्चात निर्धारित विपणन अवधि के दौरान ग्राम स्थल पर उत्पादक द्वारा व्यापारी को अपनी उपज की बिक्री की जाती है, के रूप में परिभाषित किया गया है।

पद्धति

राज्य सरकारों द्वारा कृषि फसल की कीमतों की जानकारी प्रदान की जाती है और इन आंकड़ों के संग्रह और संकलन को व्यवस्थित करने के लिए उनके द्वारा निम्नलिखित प्रक्रिया का पालन किया जाता है:-

(क) प्रत्येक तहसील से एक, दो या तीन गांवों की दर से प्रत्येक जिले में एक निश्चित संख्या में प्रतिनिधि गांवों का चयन किया जाता है, जो इस बात पर निर्भर करता है कि तहसील में फसल किस हद तक उगाई जाती है। तथापि, प्रत्येक जिले में चुने जाने वाले गांवों की कुल संख्या दस से कम नहीं होनी चाहिए।

(ख) प्रत्येक चयनित गांव में कटाई के मौसम की शुरुआत के बाद विपणन की चरम अवधि के दौरान जिस कीमत पर उत्पादक द्वारा उत्पाद बेचा जाता है, उसे मूल्य रिपोर्टर द्वारा हर शुक्रवार को निर्दिष्ट रूप (परिशिष्ट-1) में दर्ज किया जाता है। यदि उस शुक्रवार को कोई बिक्री नहीं होती है, तो उसके बजाए पिछले सप्ताह के दौरान जिस कीमत पर कृषि जिन्स बेची गई थी उसे दर्ज किया जाता है।

(ग) ऐसे मामलों में, जहां ग्राम स्थल पर लेन-देन नहीं होता है, रिपोर्ट की गई कीमत किसान को उसकी उपज के लिए प्राप्त होने वाली राशि से संबंधित होती है, और इसका आंकलन मंडी, जहां उपज की बिक्री की जाती है, में थोक मूल्यों से परिवहन और अन्य विपणन शुल्क घटाकर की जाती है।

(घ) दर्ज की गई कीमत जिन्स की निर्दिष्ट किस्म का थोक मूल्य है और इसे बोरी/कंटेनर को छोड़कर रूपए और पैसे प्रति क्विंटल (कुल वजन) के रूप में प्रस्तुत किया जाता है।

3. कीमतों में व्यापक भिन्नता के साथ जिन्सों की विभिन्न किस्मों और गुणों के होने से राज्य के लिए इन जिन्सों के लिए एक ही फसल मूल्य निर्धारित करने का कार्य कठिन हो जाता है। हालांकि, प्रत्येक जिले में, एक विशेष किस्म को निर्धारित करना संभव हो सकता है जो कि सबसे अधिक उगाई जाती है, और उस किस्म को कृषि फसल मूल्य को नोट करने के उद्देश्य से चिन्हित किया जाता है। कुछ मामलों में, यदि कीमत में अंतर बड़ा है तो दो किस्मों की फसल की कीमतों को अलग-अलग देना आवश्यक हो सकता है जैसे कि बीटी कपास और देसी कपास की कीमतों के मामले में।

4. प्रत्येक फसल के लिए फसल की संदर्भ अवधि और उसके बाद विपणन की चरम अवधि को निर्धारित करना भी आवश्यक है, क्योंकि ये फसल की विविधता और खेती की प्रकृति के आधार पर व्यापक रूप से भिन्न होते हैं। कुछ मामलों में, कटाई की अवधि को पूर्णतः निर्धारित करना और भी मुश्किल है, उदाहरण के लिए कपास के मामले में जहां एक वर्ष में चार से अधिक बार कपास की फसल प्राप्त की जाती है।

हालांकि, राज्य सरकारों द्वारा स्थानीय परिस्थितियों को ध्यान में रखते हुए ये अवधियां प्रत्येक फसल और प्रत्येक राज्य के संबंध में निर्धारित की जाती हैं। आमतौर पर, अधिकांश वस्तुओं के मामले में, फसल के मौसम के शुरू होने के बाद विपणन की चरम अवधि के दौरान छह से आठ सप्ताह की अवधि को उस अवधि के रूप में लिया जाता है, जिसके दौरान किसानों से आम तौर पर अपनी उपज की बिक्री करने की उम्मीद की जाती है।

5. कृषि उपज की कीमतों के आंकड़ों को कृषि आंकड़ों के एक अभिन्न अंग के रूप में देखा जाता है। उन्हें क्षेत्र और उपज के आंकड़ों के संग्रह के लिए नियोजित उसी एजेंसी के माध्यम से एकत्र करने की आवश्यकता है। पर्यवेक्षक, कानूनगो, राजस्व निरीक्षक या समकक्ष अधिकारी, जिन्हें सामान्यतः राज्य सरकार द्वारा क्षेत्र और उपज के आंकड़ों के संग्रह के लिए नियोजित किया जाता है, को इन आंकड़ों को भी एकत्र करने का कार्य सौंपा जाता है। हालांकि, विभिन्न राज्यों के राजस्व तंत्र में व्यापक अंतर को देखते हुए, रिपोर्टिंग

एजेंसी का चयन राज्य सरकार के निर्णय पर छोड़ दिया गया है। मूल्य रिपोर्टों को नियत तारीखों पर चयनित गांवों का दौरा करने, व्यक्तिगत रूप से उन कीमतों जिन पर किसान द्वारा उपज बेची गई है की पूछताछ करने की आवश्यकता है, और उन्हें निर्दिष्ट रूप में रिकॉर्ड किया जाता है।

6. संपूर्ण राज्य के लिए किसी जिन्स के औसत मूल्य पर पहुंचने की पद्धति भारत औसत पद्धति है, जिसमें संबंधित वर्ष के लिए जिला उत्पादन के आंकड़ें वजन में दर्ज किए जाते हैं। हालांकि, प्रत्येक सप्ताह में जिले के औसत मूल्य तहसील कीमतों के एक साधारण गणितीय औसत के रूप में प्राप्त किया जा सकता है, जो कि गांव की कीमतों का साधारण अंकगणितीय औसत है। किसी मौसम के दौरान औसत मूल्य, जिले से प्राप्त सभी साप्ताहिक मूल्यों का साधारण अंकगणितीय औसत है। जिले की औसत मूल्यों की गणना जिला मुख्यालय पर की जाती है जबकि संपूर्ण राज्य के लिए कीमतों की गणना राज्य मुख्यालय में की जाती है।

7. सभी महत्वपूर्ण फसलों के संबंध में कृषि फसलों की कीमतों को एकत्र करना आवश्यक है और किसी भी मामले में, उन्हें उन सभी फसलों के लिए जमा करना आवश्यक है जो अग्रिम अनुमान के दायरे में आती हैं। चूंकि प्रत्येक फसल का अंतिम अनुमान कटाई के पूरा होने के कम से कम एक महीने बाद प्रकाशित किया जाता है, इसलिए अंतिम अनुमान के समय तक फसल की कीमतें तैयार की जा सकती हैं।

FARM HARVEST PRICES

Introduction

The Farm Harvest Price of a commodity, as reported in this publication, is defined as the average wholesale price at which the commodity is disposed of by the producer to the trader at the village site during the specified marketing period after the commencement of harvest.

Methodology

The information on Farm Harvest Prices is provided by the State Governments and the following procedure is followed by them for systematizing the collection and compilation of these statistics:-

- a) A certain number of representative villages are selected in each district at the rate of one, two or three villages from each Tehsil, depending upon the extent to which the crop is grown in the Tehsil. The total number of villages to be selected in each district should, however, not be less than ten.
 - b) In each selected village, the price at which the commodity is sold by the producer is recorded in the specified form (Appendix-I), by the price reporter on every Friday during the peak period of marketing after the commencement of the harvesting season. If no sales take place on that Friday, the price at which the commodity was sold last during the week is recorded instead.
 - c) In cases where village site transactions do not take place, the price reported relates to what the farmer receives for his produce, and is obtained by subtracting transport and other marketing charges from the wholesale prices quoted at the mandi where the produce is disposed of.
 - d) The price recorded is the wholesale price of the specified variety of the commodity and is expressed in terms of Rupees and paisa per quintal (net weight) exclusive of gunny bags / containers.
3. The existence of different varieties and qualities of commodities with a wide variation in prices makes the task of giving a single harvest price for a commodity for the State as a whole difficult. In each district, however, it may be possible to determine a particular variety which is grown to the largest extent, and that variety is specified for the purpose of noting the farm harvest prices. In some cases, it may be necessary to give the farm harvest prices of two varieties separately if the difference in price is large, as for instance, in the case of prices of Bt Cotton and Desi cotton.
4. It is also necessary to fix the reference period of harvest and the subsequent peak period of marketing for each crop, as these tend to vary widely depending upon the variety of the crop and the nature of cultivation. In some cases, it is even difficult to define strictly the harvesting period, as for instance, in the case of cotton where there are more than four pickings in a year.

These periods, however, are fixed in respect of each crop and each State, by the State Governments, having due regard to the local conditions. Usually, in case of most commodities, six to eight weeks during the peak period of marketing, after the commencement of the harvest season, is taken to be the period during which farmers are generally expected to dispose of their produce.

5. Data on farm harvest prices are viewed as an integral part of agricultural statistics. They need to be collected through the same agency employed for the collection of statistics of area and yield. The Supervisors, Kanungos, Revenue Inspectors or the equivalent officials, who are generally employed by the state government for the collection of statistics of area and yield, are also entrusted with the task of collecting these statistics. However, in view of the wide divergences in the revenue machinery of different States, the choice of the reporting agency is left to the decision of the State Government. The price reporters are required to visit the selected villages on the appointed dates, enquire personally the prices at which the commodity has been sold by the farmer and record them in the specified form.

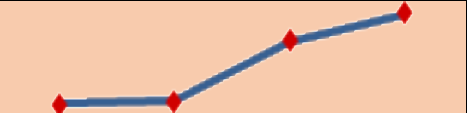
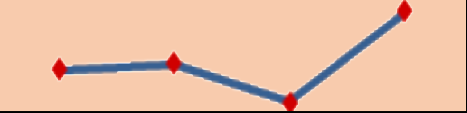
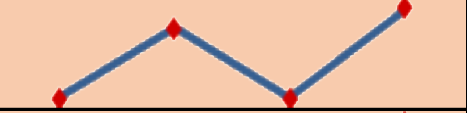
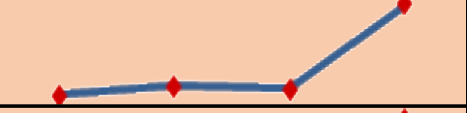
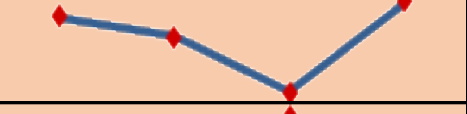
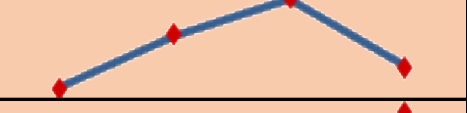
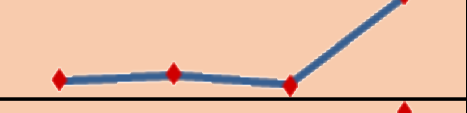

6. The method of arriving at the average price of a commodity for the State as a whole is the method of weighted average, with the district production figures for the concerned year as weights. However, the average price for the district for each week may be obtained as a simple arithmetic average of the Tehsil prices which, in turn, are the simple arithmetic average of village prices. The average price of a commodity for the season is the simple arithmetic mean of the district price for all the weeks of the season. The computation of the district average price is done at the district headquarters while the prices for the State as a whole are worked out at State headquarters.

7. The farm harvest prices are required to be collected in respect of all the important crops and, in any case, they are required to be submitted for all the crops which come under the purview of advance estimation. As the final estimate of every crop is published at least one month after the completion of harvesting, it may be feasible to get the farm harvest prices ready by the time of the final estimate.

Paddy State-Wise Average Farm Harvest Prices in India from 2018-19 to 2021-22 (in Rs/ Quintal)

States	2018-19	2019-20	2020-21	2021-22	Trendline
Andhra Pradesh	1666	1732	1765	1815	
Assam	1207	1253	1310	1345	
Bihar	1284	1303	1386	1425	
Chhattisgarh	1708	1908	2018	1973	
Gujarat	1623	1523	1562	1681	
Jharkhand	1420	1487	1485	1480	
Karnataka	1856	1710	1805	1855	
Madhya Pradesh	1792	1837	2037	1868	
Maharashtra	1944	1932	2098	2133	
Odisha	1414	1658	1605	1544	
Tamil Nadu	1676	1700	1615	1870	
Telangana	1751	1804	1833	1916	
Uttar Pradesh	1796	1569	1609	1796	
West Bengal	1625	1676	1677	1844	

Wheat State-Wise Average Farm Harvest Prices in India from 2018-19 to 2021-22 (in Rs/ Quintal)

States	2018-19	2019-20	2020-21	2021-22	Trendline
Bihar	1460	1474	1712	1830	
Gujarat	1852	1868	1775	1994	
Haryana	1840	1975	1840	2015	
Madhya Pradesh	1872	1901	1889	2147	
Maharashtra	2074	1996	1781	2134	
Punjab	1753	1851	1921	1791	
Rajasthan	1868	1886	1852	2145	
Uttar Pradesh	1732	1815	1774	1952	



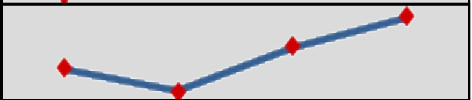

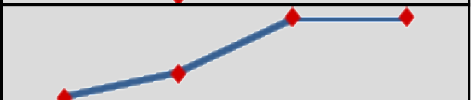
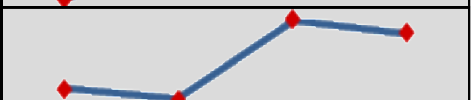
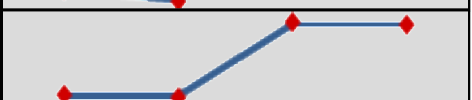
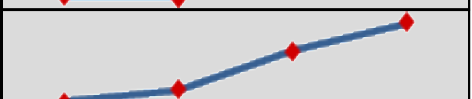
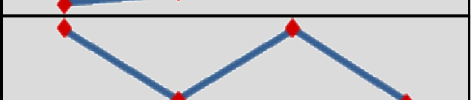
Maize State-Wise Average Farm Harvest Prices in India from 2018-19 to 2021-22 (in Rs/ Quintal)

States	2018-19	2019-20	2020-21	2021-22	Trendline
Andhra Pradesh	1676	1721	1636	1908	
Bihar	1189	1274	1356	1431	
Chhattisgarh	1527	1896	1962	1884	
Gujarat	1851	1680	1576	1701	
Himachal Pradesh	2087	2038	2106	2247	
Jammu & Kashmir	1425	1447	1958	1922	
Jharkhand	1491	1506	1813	1717	
Karnataka	1693	1659	1674	1897	
Madhya Pradesh	1480	1862	1648	1630	
Maharashtra	1773	1494	1425	1907	
Rajasthan	1515	1828	1437	1736	
Tamil Nadu	2062	2302	2213	2076	
Telangana	1695	1733	1549	1764	
Uttar Pradesh	2350	1683	1517	1962	

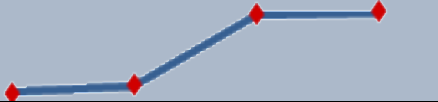
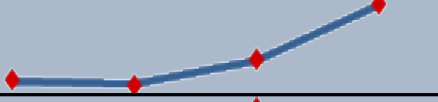
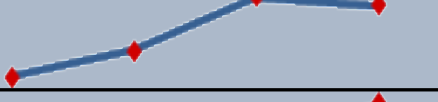
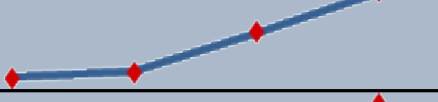


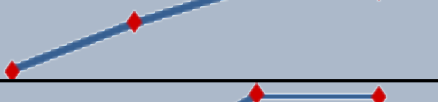

Bajra State-Wise Average Farm Harvest Prices in India from 2018-19 to 2021-22 (in Rs/ Quintal)

States	2018-19	2019-20	2020-21	2021-22	Trendline
Andhra Pradesh	1796	1890	1687	1694	
Gujarat	1853	1726	1540	1718	
Haryana	1905	1937	1905	2100	
Karnataka	1639	1725	1510	1588	
Madhya Pradesh	1627	1917	1717	1813	
Maharashtra	2018	1664	1429	2066	
Rajasthan	1493	1828	1467	1682	
Uttar Pradesh	1599	1630	1367	1689	


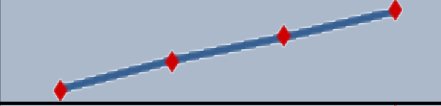

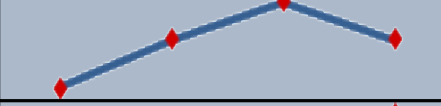
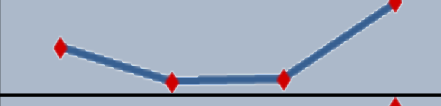

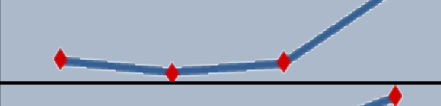


Gram State-Wise Average Farm Harvest Prices in India from 2018-19 to 2021-22 (in Rs/ Quintal)

States	2018-19	2019-20	2020-21	2021-22	Trendline
Bihar	3836	4217	4224	4391	
Chhattisgarh	5048	5614	5670	6094	
Gujarat	4090	3926	4241	4457	
Jharkhand	5782	5269	5691	5747	
Madhya Pradesh	4231	4474	5027	5021	
Maharashtra	4009	3923	4563	4445	
Rajasthan	4009	4002	4738	4720	
Telangana	4329	4419	4720	4944	
Uttar Pradesh	4925	4381	4929	4364	

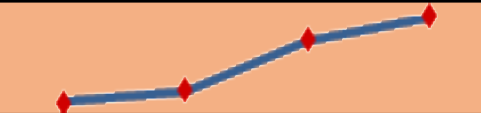
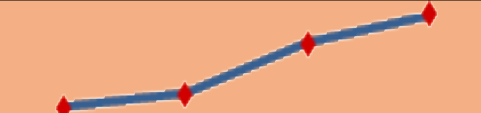

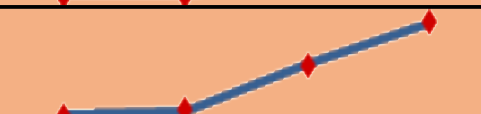
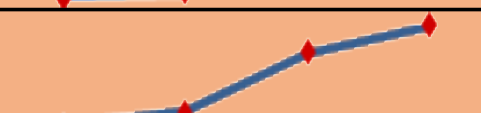


Tur/Arhar State-Wise Average Farm Harvest Prices in India from 2018-19 to 2021-22 (in Rs/ Quintal)

States	2018-19	2019-20	2020-21	2021-22	Trendline
Andhra Pradesh	4983	5064	5844	5878	
Bihar	4803	4763	5006	5546	
Chhattisgarh	5279	5950	7320	7090	
Gujarat	4800	4860	5337	5818	
Jharkhand	6071	6552	6418	6636	
Karnataka	3904	4829	4859	4377	
Madhya Pradesh	4933	5576	6096	5999	
Maharashtra	4873	4920	5940	5903	

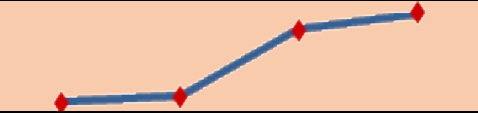
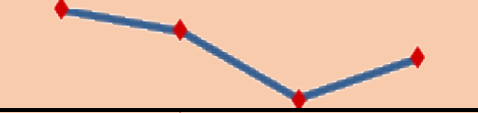
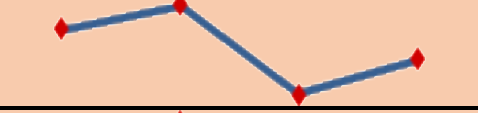
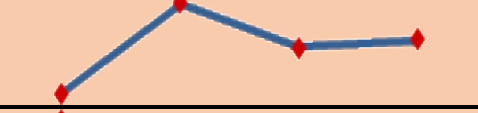
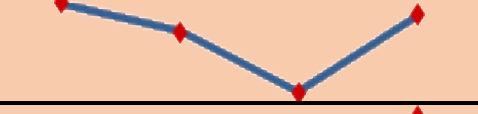
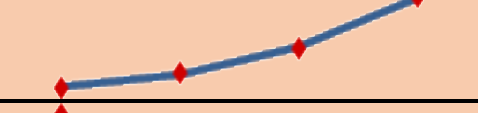
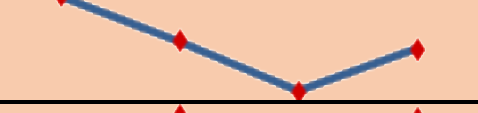

Groundnut State-Wise Average Farm Harvest Prices in India from 2018-19 to 2021-22 (in Rs/ Quintal)

States	2018-19	2019-20	2020-21	2021-22	Trendline
Andhra Pradesh	4590	5335	5228	5632	
Gujarat	3749	4388	4932	5544	
Karnataka	4018	4702	5067	5798	
Madhya Pradesh	4400	4857	5219	4850	
Maharashtra	4841	4556	4578	5212	
Rajasthan	4018	5047	4976	5330	
Tamil Nadu	5837	5527	5741	7497	
Telangana	4461	4850	5194	6014	
Uttar Pradesh	3853	4081	4966	4713	

Mustard State-Wise Average Farm Harvest Prices in India from 2018-19 to 2021-22 (in Rs/ Quintal)

States	2018-19	2019-20	2020-21	2021-22	Trendline
Assam	2939	2996	3220	3335	
Bihar	3333	3535	4336	4782	
Gujarat	3521	3526	4061	5463	
Madhya Pradesh	3949	4037	4985	5872	
Rajasthan	3561	3928	5637	6431	
Uttar Pradesh	3778	3739	5308	6320	
West Bengal	3909	3945	4671	5407	

Sesamum State-Wise Average Farm Harvest Prices in India from 2018-19 to 2021-22 (in Rs/ Quintal)

States	2018-19	2019-20	2020-21	2021-22	Trendline
Assam	6272	6315	6865	7003	
Gujarat	9538	9107	7830	8616	
Karnataka	8544	9021	7309	7955	
Madhya Pradesh	6796	11764	9336	9700	
Maharashtra	10296	9624	8259	9995	
Odisha	5990	6247	6743	7704	
Rajasthan	10096	9439	8748	9341	
Uttar Pradesh	5252	8335	7970	8198	

Crop-wise State-wise Weighted Average* of Farm Harvest Prices of Principal Crops in India

(Rs.per Quintal)

Crop Name	Variety	Year	Season \$	Andaman & Nicobar	Andhra Pradesh	Assam	Bihar	Chandigarh	Chhattisgarh	Dadra & Nagar Haveli	Delhi	Goa	Gujarat	Haryana	Himachal Pradesh	Jammu & Kashmir	Jharkhand	Karnataka				
Arecanut		2018-19	-	16167	-	-	-	-	-	-	-	22000	-	-	-	-	-	-				
			Kharif	-	-	-	-	-	-	-	-	-	-	-	-	-	-	-	-	28983		
			Rabi	-	-	-	-	-	-	-	-	-	-	-	-	-	-	-	-	-	26438	
			Summer	-	-	-	-	-	-	-	-	-	-	-	-	-	-	-	-	-	24175	
		2019-20	-	17000	-	-	-	-	-	-	-	-	-	23000	-	-	-	-	-	-	-	
			Summer	-	-	-	-	-	-	-	-	-	-	-	-	-	-	-	-	-	-	27725
		2020-21	-	15110	-	-	-	-	-	-	-	-	-	33400	-	-	-	-	-	-	-	
			Kharif	-	-	-	-	-	-	-	-	-	-	-	-	-	-	-	-	-	-	34403
		2021-22	Summer	-	-	-	-	-	-	-	-	-	-	-	-	-	-	-	-	-	-	35376
			-	23600	-	206	-	-	-	-	-	-	-	44000	-	-	-	-	-	-	-	-
		Summer	-	-	-	-	-	-	-	-	-	-	-	-	-	-	-	-	-	-	-	44687
		Bajra		2018-19	-	-	-	-	1181	-	2600	-	-	-	-	-	-	-	1321	-	-	
Kharif	-				1553	-	-	-	-	-	-	-	-	1500	1905	-	-	-	-	-	1497	
Rabi	-				2039	-	-	-	-	-	-	-	-	-	-	-	-	-	-	-	-	1781
Summer	-				-	-	-	-	-	-	-	-	-	-	2206	-	-	-	-	-	-	-
2019-20	-			-	-	-	-	-	-	-	3293	-	-	-	-	-	-	-	1365	-	-	
	Kharif			-	1872	-	1185	-	-	-	-	-	2000	-	1773	1937	-	-	-	6200	1725	
	Rabi			-	1908	-	-	-	-	-	-	-	-	-	-	-	-	-	-	-	-	
	Summer			-	-	-	-	-	-	-	-	-	-	-	1679	-	-	-	-	-	-	
2020-21	-			-	-	-	-	-	-	-	4257	-	-	-	-	-	-	-	2292	-	-	
	Kharif			-	1687	-	1187	-	-	-	-	-	2200	-	1444	1905	-	-	-	-	1352	
	Rabi			-	-	-	-	-	-	-	-	-	-	-	-	-	-	-	-	-	1392	
	Summer			-	-	-	-	-	-	-	-	-	-	-	1635	-	-	-	-	-	1785	
2021-22	-			1694	-	-	-	-	-	-	3931	-	-	-	-	-	-	-	2013	-	-	
	Kharif			-	1694	-	1192	-	-	-	-	-	2650	-	1702	2100	3511	-	-	-	1614	
	Rabi			-	-	-	-	-	-	-	-	-	-	-	-	-	-	-	-	-	-	
	Summer			-	-	-	-	-	-	-	-	-	-	-	1733	-	-	-	-	-	-	
Local	2021-22	Kharif	-	-	-	-	-	-	-	-	-	-	-	-	-	-	-	-	1562			
Banana		2018-19	-	-	-	-	-	-	-	-	-	450	-	-	-	-	-	-	-			
		2019-20	-	3947	-	-	-	-	-	-	-	-	450	-	-	-	-	-	-	-		
		2020-21	-	4112	-	-	-	-	-	-	-	-	450	-	-	-	-	-	-	-		
			Summer	-	-	-	-	-	-	-	-	-	-	-	-	-	-	-	-	-	3739	
		2021-22	-	3800	-	301	-	-	-	-	-	-	450	-	-	-	-	-	-	-		

Crop-wise State-wise Weighted Average* of Farm Harvest Prices of Principal Crops in India

(Rs.per Quintal)

Crop Name	Variety	Year	Season \$	Kerala	Madhya Pradesh	Maharashtra	Manipur	Mizoram	Nagaland	Odisha	Puducherry	Punjab	Rajasthan	Tamil Nadu	Telangana	Tripura	Uttar Pradesh	Uttarakhand	
Arecanut		2018-19	-	-	-	-	-	6326	-	-	-	-	-	25829	-	-	-	-	
			Kharif	-	-	-	-	-	-	-	-	-	-	-	-	-	-	-	-
			Rabi	-	-	-	-	-	-	-	-	-	-	-	-	-	-	-	-
		2019-20	Summer	-	-	-	-	-	-	-	-	-	-	-	-	-	-	-	-
			-	-	-	-	-	-	-	6387	-	-	-	-	-	26632	-	-	-
		2020-21	Summer	-	-	-	-	-	-	-	-	-	-	-	-	-	-	-	-
			-	-	-	-	-	-	-	6395	-	-	-	-	-	39786	-	-	-
		2021-22	Kharif	-	-	-	-	-	-	-	-	-	-	-	-	-	-	-	-
			Summer	-	-	-	-	-	-	-	-	-	-	-	-	-	-	-	-
		2021-22	-	-	254	-	-	-	-	6320	12500	-	-	-	-	41696	-	-	-
			Summer	-	-	-	-	-	-	-	-	-	-	-	-	-	-	-	-
		Bajra		2018-19	-	-	-	-	-	-	-	-	-	-	1493	-	-	-	-
Kharif	-				1627	2018	-	-	-	-	-	-	-	-	-	2024	-	1599	
Rabi	-				-	-	-	-	-	-	-	-	-	-	-	2529	-	-	
Summer	-				-	-	-	-	-	-	-	-	-	-	-	-	-	-	
2019-20	-			-	-	-	-	-	-	-	-	-	-	-	-	-	-	-	
	Kharif			-	1917	1664	-	-	-	-	-	-	1467	1828	2380	1836	-	1630	
	Rabi			-	-	-	-	-	-	-	-	-	-	-	-	1366	-	-	
Summer	-			-	-	-	-	-	-	-	-	-	-	-	-	-	-		
2020-21	-			-	-	-	-	-	-	-	-	-	-	-	-	-	-	-	
	Kharif			-	1717	1429	-	-	-	-	-	-	1500	1467	2869	2066	-	1367	
	Rabi			-	-	-	-	-	-	-	-	-	-	-	-	1757	-	-	
Summer	-			-	-	-	-	-	-	-	-	-	-	-	-	-	-		
2021-22	-			-	-	-	-	-	-	-	-	-	-	-	-	-	-	-	
	Kharif			-	1813	2066	-	-	-	-	-	-	2156	1682	2384	1957	-	1689	
	Rabi			-	-	-	-	-	-	-	-	-	-	-	-	2452	-	-	
Summer	-	-	-	-	-	-	-	-	-	-	-	-	-	-	-				
Local	2021-22	Kharif	-	-	-	-	-	-	-	-	-	-	-	-	-	-			
Banana		2018-19	-	3671	-	-	3025	2781	-	-	-	-	-	-	-	-			
		2019-20	-	3166	-	-	-	3126	-	-	-	-	-	3209	-	-			
		2020-21	-	3015	-	-	-	3418	-	-	-	-	-	2785	-	-			
			Summer	-	-	-	-	-	-	-	-	-	-	-	-	-			
		2021-22	-	3795	-	-	3197	3445	-	-	-	-	-	2279	-	-			

Crop-wise State-wise Weighted Average* of Farm Harvest Prices of Principal Crops in India

(Rs.per Quintal)

Crop Name	Variety	Year	Season \$	Andaman & Nicobar	Andhra Pradesh	Assam	Bihar	Chandigarh	Chhattisgarh	Dadra & Nagar Haveli	Delhi	Goa	Gujarat	Haryana	Himachal Pradesh	Jammu & Kashmir	Jharkhand	Karnataka		
Barley		2018-19	-	-	-	-	-	-	2487	-	-	-	-	-	2271	1672	-	-		
			Rabi	-	-	-	1272	-	-	-	-	-	-	-	1573	-	-	2706	-	
		2019-20	-	-	-	-	-	-	-	2291	-	-	-	-	-	-	1701	-	-	
			Rabi	-	-	-	1259	-	-	-	-	-	-	-	1573	2211	-	2283	-	
		2020-21	-	-	-	-	-	-	-	-	1563	-	-	-	-	-	-	1888	-	-
			Rabi	-	-	-	1212	-	-	-	-	-	-	-	1573	2365	-	2872	-	
2021-22	-	-	-	-	-	-	-	-	2952	-	-	-	-	-	-	1567	-	-		
	Rabi	-	-	-	1270	-	-	-	-	-	2350	-	-	2528	3884	-	3145	-		
Cashewnut		2018-19	-	-	-	-	-	-	-	-	-	12500	-	-	-	-	-	-		
			Summer	-	-	-	-	-	-	-	-	-	-	-	-	-	-	-	10839	
		2019-20	-	-	-	-	-	-	-	-	-	-	12000	-	-	-	-	-	-	
			Summer	-	-	-	-	-	-	-	-	-	-	-	-	-	-	-	-	8318
		2020-21	-	-	-	-	-	-	-	-	-	-	12400	-	-	-	-	-	-	
			Kharif	-	-	-	-	-	-	-	-	-	-	-	-	-	-	-	-	8500
	2021-22	Summer	-	-	-	-	-	-	-	-	-	-	-	-	-	-	-	-	8422	
		-	-	-	-	-	-	-	-	-	-	12600	-	-	-	-	-	-	-	
	Raw		2018-19	Summer	-	2500	-	-	-	-	-	-	-	-	-	-	-	-	-	
				-	-	2500	-	-	-	-	-	-	-	-	-	-	-	-	-	-
2020-21			-	-	3750	-	-	-	-	-	-	-	-	-	-	-	-	-	-	
			-	-	3750	-	-	-	-	-	-	-	-	-	-	-	-	-	-	-
Castor seed		2018-19	-	-	-	7733	-	-	3950	-	-	-	4804	-	-	-	-	-		
			Kharif	-	4577	-	-	-	-	-	-	-	-	-	-	-	-	-	-	
			Rabi	-	-	-	-	-	-	-	-	-	-	-	-	-	-	-	-	
		2019-20	-	-	-	7743	-	-	-	5397	-	-	-	-	4007	-	-	-	-	
			Kharif	-	3614	-	-	-	-	-	-	-	-	-	-	-	-	-	-	3590
			Rabi	-	3614	-	-	-	-	-	-	-	-	-	-	-	-	-	-	2500
		2020-21	-	-	-	8064	-	-	-	2275	-	-	-	-	4063	-	-	-	-	
			Kharif	-	3748	-	-	-	-	-	-	-	-	-	-	-	-	-	-	3206
			Rabi	-	3748	-	-	-	-	-	-	-	-	-	-	-	-	-	-	3336
2021-22	-	-	-	4707	8146	-	-	2500	-	-	-	-	5503	-	-	-	-			
	Kharif	-	4707	-	-	-	-	-	-	-	-	-	-	-	-	-	-	2880		
	Rabi	-	-	-	-	-	-	-	-	-	-	-	-	-	-	-	-	-		

Crop-wise State-wise Weighted Average* of Farm Harvest Prices of Principal Crops in India

(Rs.per Quintal)

Crop Name	Variety	Year	Season \$	Kerala	Madhya Pradesh	Maharashtra	Manipur	Mizoram	Nagaland	Odisha	Puducherry	Punjab	Rajasthan	Tamil Nadu	Telangana	Tripura	Uttar Pradesh	Uttarakhand		
Barley		2018-19	-	-	-	-	-	-	-	-	-	1488	-	-	-	-	-	-		
			Rabi	-	1663	-	-	-	-	-	-	-	-	1600	-	-	-	1633	1651	
		2019-20	-	-	-	-	-	-	-	-	-	-	1526	-	-	-	-	-	-	
			Rabi	-	1832	-	-	-	-	-	-	-	-	1491	-	-	-	-	1688	1814
		2020-21	-	-	-	-	-	-	-	-	-	-	-	1536	-	-	-	-	-	-
			Rabi	-	1600	-	-	-	-	-	-	-	-	-	1600	-	-	-	1727	1910
2021-22	-	-	-	-	-	-	-	-	-	-	-	1728	-	-	-	-	-	-		
	Rabi	-	2084	-	-	-	-	-	-	-	-	-	2498	6747	-	-	1853	1989		
Cashewnut		2018-19	-	-	-	-	-	-	-	-	-	-	-	17560	-	-	-	-		
			Summer	-	-	-	-	-	-	-	-	-	-	-	-	-	-	-		
		2019-20	-	-	-	-	-	-	-	-	-	-	-	-	17983	-	-	-	-	
			Summer	-	-	-	-	-	-	-	-	-	-	-	-	-	-	-	-	
		2020-21	-	-	-	-	-	-	-	-	-	-	-	-	-	-	-	-	-	
			Kharif	-	-	-	-	-	-	-	-	-	-	-	-	-	-	-	-	
	2021-22	-	-	9473	-	-	-	-	-	-	-	-	-	-	65255	-	-	-		
		Summer	-	-	-	-	-	-	-	-	-	-	-	-	-	-	-	-		
	Raw	2018-19	-	-	-	-	-	-	-	-	-	-	-	-	-	-	-	-		
		2019-20	-	-	-	-	-	-	-	-	-	-	-	-	-	-	-	-		
2020-21		-	-	-	-	-	-	-	-	-	-	-	-	-	-	-	-			
2021-22		-	-	-	-	-	-	-	-	-	-	-	-	-	-	-	-			
Castor seed		2018-19	-	-	-	-	-	-	-	-	-	-	-	4556	-	-	-	-		
			Kharif	-	-	4004	-	-	-	-	-	-	-	-	-	4876	-	-		
			Rabi	-	-	-	-	-	-	-	-	-	-	4485	-	4353	-	-		
		2019-20	-	-	4675	3086	-	-	-	-	-	-	-	-	4732	-	-	-		
			Kharif	-	-	-	-	-	-	-	-	-	-	-	-	4492	-	-		
		2020-21	Rabi	-	-	-	-	-	-	-	-	-	-	4179	-	4925	-	-		
			-	-	4874	3945	-	-	-	-	-	-	-	-	4454	-	-			
		2021-22	Kharif	-	-	-	-	-	-	-	-	-	-	-	-	4331	-	-		
			Rabi	-	-	-	-	-	-	-	-	-	-	4690	-	4408	-	-		
		2021-22	-	-	5025	5447	-	-	-	-	-	-	-	-	5233	-	-			
Kharif	-		-	-	-	-	-	-	-	-	-	-	-	4604	-	-				
Rabi	-		-	-	-	-	-	-	-	-	-	6809	-	4968	-	-				

Crop-wise State-wise Weighted Average* of Farm Harvest Prices of Principal Crops in India

(Rs.per Quintal)

Crop Name	Variety	Year	Season \$	Andaman & Nicobar	Andhra Pradesh	Assam	Bihar	Chandigarh	Chhattisgarh	Dadra & Nagar Haveli	Delhi	Goa	Gujarat	Haryana	Himachal Pradesh	Jammu & Kashmir	Jharkhand	Karnataka			
Chilli	-	2018-19	-	-	-	-	-	-	-	-	-	-	-	-	12465	8148	8418	-			
			Rabi	-	-	-	5648	-	-	-	-	-	-	-	-	-	-	-	-		
		2019-20	-	-	-	-	-	-	-	-	-	-	-	-	-	9717	8180	4492	-		
			Kharif	-	-	-	-	-	-	-	-	-	-	-	-	-	-	-	-	-	
		2020-21	-	-	13671	-	-	-	-	-	-	-	-	-	-	5379	11683	13879	7194	-	
			Kharif	-	-	-	-	-	-	-	-	-	-	-	-	-	-	-	-	-	
			Rabi	-	-	-	5557	-	-	-	-	-	-	-	-	-	-	-	-	-	
		2021-22	Summer	-	-	-	-	-	-	-	-	-	-	-	-	-	-	-	7200	-	
			-	-	-	-	-	-	-	-	-	-	-	-	-	4300	15295	15796	-	-	
			Kharif	-	-	-	-	-	-	-	-	-	-	-	-	-	-	-	-	-	
		Dry	2018-19	Rabi	-	-	-	5666	-	-	-	-	-	-	-	-	-	-	-	8380	-
				-	-	-	11715	-	-	11477	-	-	-	-	-	-	-	-	-	-	-
	Kharif			-	8195	-	-	-	-	-	-	-	-	-	-	-	-	-	-	-	
	2019-20		Rabi	-	9310	-	-	-	-	-	-	-	-	-	-	-	-	-	-	-	
			-	-	-	11735	-	-	10435	-	-	-	-	-	-	-	-	-	-	-	
			Kharif	-	-	-	-	-	-	-	-	-	-	-	-	-	-	-	-	-	
	2020-21		Rabi	-	12745	-	5677	-	-	-	-	-	-	-	-	-	-	-	-	-	
			Summer	-	-	-	-	-	-	-	-	-	-	-	-	-	-	-	-	12019	
			-	-	-	12693	-	-	10542	-	-	-	-	-	-	-	-	-	-	-	
	2021-22		Kharif	-	13674	-	-	-	-	-	-	-	-	-	-	-	-	-	-	10014	
			Rabi	-	13653	-	-	-	-	-	-	-	-	-	-	-	-	-	-	-	
			-	-	17774	12949	-	-	11934	-	-	-	-	-	-	-	-	-	-	6231	
	2021-22	Kharif	-	17783	-	-	-	-	-	-	-	-	-	-	-	-	-	-	11500		
		Rabi	-	17694	-	-	-	-	-	-	-	-	-	-	-	-	-	-	-		
-		-	16889	-	-	-	-	-	-	-	-	-	-	-	-	-	2550	-			
Green	2018-19	Rabi	-	-	-	-	-	-	-	-	-	-	-	-	-	-	-	4100	-		
		-	-	17447	-	-	-	-	-	5587	-	-	-	-	-	-	-	3070	-		
	2019-20	Rabi	-	-	-	-	-	-	-	-	-	-	-	-	-	-	-	6059	-		
		-	-	18333	-	-	-	-	-	-	-	-	-	-	-	-	-	3200	-		
	2020-21	Kharif	-	-	-	-	-	-	-	-	-	-	-	-	-	-	-	-	1519		
		-	-	24600	-	-	-	-	-	-	-	-	-	-	-	-	-	-	-		
2021-22	Autum	-	-	-	-	-	-	-	-	-	-	-	-	-	-	-	2650	-			
	Winter	-	-	-	-	-	-	-	-	-	-	-	-	-	-	-	4223	-			

Crop-wise State-wise Weighted Average* of Farm Harvest Prices of Principal Crops in India

(Rs.per Quintal)

Crop Name	Variety	Year	Season \$	Kerala	Madhya Pradesh	Maharashtra	Manipur	Mizoram	Nagaland	Odisha	Puducherry	Punjab	Rajasthan	Tamil Nadu	Telangana	Tripura	Uttar Pradesh	Uttarakhand	
Chilli	-	2018-19	-	-	9087	-	35125	25611	-	-	-	-	9636	9476	-	-	-	-	
			Rabi	-	-	-	-	-	-	-	-	-	-	-	-	-	-	-	-
		2019-20	-	-	13482	-	-	-	27184	-	-	-	-	-	10528	-	-	-	-
			Kharif	-	-	-	-	-	-	-	-	-	-	-	9863	-	-	-	-
		2020-21	-	-	15862	-	-	-	29457	-	-	-	-	-	14157	-	-	-	-
			Kharif	-	-	-	-	-	-	-	-	-	-	-	6883	-	-	-	-
			Rabi	-	-	-	-	-	-	-	-	-	-	-	-	-	-	-	-
		2021-22	Summer	-	-	-	-	-	-	-	-	-	-	-	-	-	-	-	-
			-	-	-	15235	-	-	43140	32369	-	-	-	-	-	13932	-	-	-
			Kharif	-	-	-	-	-	-	-	-	-	-	-	9530	-	-	-	-
		Dry	2018-19	Rabi	-	-	-	-	-	-	-	-	-	-	-	-	-	-	-
				Kharif	-	-	-	-	-	-	-	-	-	-	-	-	8641	-	-
	Rabi			-	-	-	-	-	-	-	-	-	-	-	-	8318	-	-	
	2019-20		-	-	-	-	-	-	-	-	-	-	-	-	-	-	-	-	
			Kharif	-	-	-	-	-	-	-	-	-	-	-	-	10739	-	-	
			Rabi	-	-	-	-	-	-	-	-	-	-	-	-	9877	-	-	
	2020-21		Summer	-	-	-	-	-	-	-	-	-	-	-	-	-	-	-	
			-	-	-	-	-	-	-	-	-	-	-	-	-	-	-	-	
			Kharif	-	-	-	-	-	-	-	-	-	-	-	-	13638	-	-	
	2021-22		Rabi	-	-	-	-	-	-	-	-	-	-	-	-	13791	-	-	
			-	-	-	-	-	-	-	-	-	-	-	-	-	-	-	-	
			Kharif	-	-	-	-	-	-	-	-	-	-	-	-	14180	-	-	
	Green	2018-19	Rabi	-	-	-	-	-	-	-	-	-	-	-	-	-	-		
			-	-	-	-	-	-	-	-	-	-	-	-	-	-	-		
2019-20		Rabi	-	-	-	-	-	-	-	-	-	-	-	-	-	-			
		-	-	-	-	-	-	-	-	-	-	-	-	-	-	-			
2020-21		Kharif	-	-	-	-	-	-	-	-	-	-	-	-	-	-			
		-	-	-	-	-	-	-	-	-	-	-	-	-	-	-			
2021-22	Autum	-	-	-	-	-	-	-	-	-	-	-	-	-	-				
	Winter	-	-	-	-	-	-	-	-	-	-	-	-	-	-				

Crop-wise State-wise Weighted Average* of Farm Harvest Prices of Principal Crops in India

(Rs.per Quintal)

Crop Name	Variety	Year	Season \$	Andaman & Nicobar	Andhra Pradesh	Assam	Bihar	Chandigarh	Chhattisgarh	Dadra & Nagar Haveli	Delhi	Goa	Gujarat	Haryana	Himachal Pradesh	Jammu & Kashmir	Jharkhand	Karnataka				
Coconut		2018-19	-	-	-	-	-	-	-	-	-	15000	-	-	-	-	-	-				
			Kharif	-	-	-	-	-	-	-	-	-	-	-	-	-	-	-	-	13747		
			Rabi	-	-	-	-	-	-	-	-	-	-	-	-	-	-	-	-	-	11571	
			Summer	-	-	-	-	-	-	-	-	-	-	-	-	-	-	-	-	-	10810	
		2019-20	-	-	-	1764	-	-	-	-	-	-	-	15000	-	-	-	-	-	-	-	
			Summer	-	-	-	-	-	-	-	-	-	-	-	-	-	-	-	-	-	-	11513
		2020-21	-	-	-	1978	-	-	-	-	-	-	-	18000	-	-	-	-	-	-	-	
			Kharif	-	-	-	-	-	-	-	-	-	-	-	-	-	-	-	-	-	-	13893
		Summer	-	-	-	-	-	-	-	-	-	-	-	-	-	-	-	-	-	-	-	14908
		2021-22	-	-	-	2045	-	-	-	-	-	-	-	20000	-	-	-	-	-	-	-	
	With husk	2019-20	-	-	-	-	-	-	-	-	-	-	-	-	-	-	-	-	-	-		
		2020-21	-	-	-	-	-	-	-	-	-	-	-	-	-	-	-	-	-	-		
		2021-22	-	-	-	-	-	-	-	-	-	-	-	-	-	-	-	-	-	-		
Cotton		2018-19	-	-	-	4733	-	-	1813	-	-	-	-	-	-	-	-	-	-			
			Kharif	-	5033	-	-	-	-	-	-	-	-	-	-	-	-	-	-	-	5348	
			Rabi	-	-	-	-	-	-	-	-	-	-	-	-	-	-	-	-	-	4495	
		2019-20	-	-	-	4777	-	-	-	-	-	-	-	-	-	-	-	-	-	-	-	
			Kharif	-	4707	-	-	-	-	-	-	-	-	-	-	-	-	-	-	-	-	4941
		Rabi	-	4707	-	-	-	-	-	-	-	-	-	-	-	-	-	-	-	-	-	
		2020-21	-	-	-	5069	-	-	-	-	-	-	-	-	-	-	-	-	-	-	-	
			Kharif	-	4933	-	-	-	-	-	-	-	-	-	-	-	-	-	-	-	-	
		Rabi	-	4933	-	-	-	-	-	-	-	-	-	-	-	-	-	-	-	-	-	
		2021-22	-	-	7774	5132	-	-	-	-	-	-	-	-	-	-	-	-	-	-	-	
	Kharif		-	7774	-	-	-	-	-	-	-	-	-	-	-	-	-	-	-	-	-	
	American	2018-19	-	-	-	-	-	-	-	-	-	-	-	-	5476	-	-	-	-	-		
		2019-20	-	-	-	-	-	-	-	-	-	-	-	-	5477	-	-	-	-	-		
		2020-21	-	-	-	-	-	-	-	-	-	-	-	-	5477	-	-	-	-	-		
		2021-22	-	-	-	-	-	-	-	-	-	-	-	-	8793	-	-	-	-	-		
	Desi	2018-19	-	-	-	-	-	-	-	-	-	-	-	3638	5300	-	-	-	-	-		
		2019-20	-	-	-	-	-	-	-	-	-	-	-	2880	5500	-	-	-	-	-		
2020-21		-	-	-	-	-	-	-	-	-	-	-	-	5300	-	-	-	-	-			
2021-22		-	-	-	-	-	-	-	-	-	-	-	-	4310	8542	-	-	-	-			
		Kharif	-	-	-	-	-	-	-	-	-	-	-	-	-	-	-	-	-	4459		

Crop-wise State-wise Weighted Average* of Farm Harvest Prices of Principal Crops in India

(Rs.per Quintal)

Crop Name	Variety	Year	Season \$	Kerala	Madhya Pradesh	Maharashtra	Manipur	Mizoram	Nagaland	Odisha	Puduchery	Punjab	Rajasthan	Tamil Nadu	Telangana	Tripura	Uttar Pradesh	Uttarakhand	
Coconut		2018-19	-	-	-	-	-	4238	-	-	-	-	-	-	-	-	-	-	
			Kharif	-	-	-	-	-	-	-	-	-	-	-	-	-	-	-	-
			Rabi	-	-	-	-	-	-	-	-	-	-	-	-	-	-	-	-
			Summer	-	-	-	-	-	-	-	-	-	-	-	-	-	-	-	-
		2019-20	-	-	-	-	-	-	4102	-	-	9586	-	-	-	-	-	-	-
			Summer	-	-	-	-	-	-	-	-	-	-	-	-	-	-	-	-
		2020-21	-	-	-	-	-	-	4115	-	-	16087	-	-	-	-	-	-	-
			Kharif	-	-	-	-	-	-	-	-	-	-	-	-	-	-	-	-
			Summer	-	-	-	-	-	-	-	-	-	-	-	-	-	-	-	-
		2021-22	-	1397	-	-	-	-	4413	-	-	13903	-	-	-	-	-	-	-
	With husk	2019-20	-	-	-	-	-	-	-	-	-	-	-	-	1495	-	-	-	
		2020-21	-	-	-	-	-	-	-	-	-	-	-	-	1715	-	-	-	
2021-22		-	-	-	-	-	-	-	-	-	-	-	-	1462	-	-	-		
Cotton		2018-19	-	-	4903	-	-	-	-	-	4499	-	5506	5269	-	-	-	-	
			Kharif	-	-	-	-	-	-	-	-	-	-	-	5200	-	-	-	
			Rabi	-	-	-	-	-	-	-	-	-	-	-	-	-	-	-	
		2019-20	-	-	5188	-	-	-	-	-	-	4625	-	-	5470	-	-	-	-
			Kharif	-	-	-	-	-	-	-	-	-	-	5407	-	5081	-	-	-
			Rabi	-	-	-	-	-	-	-	-	-	-	-	-	-	-	-	
		2020-21	-	-	5096	-	-	-	-	-	-	4080	-	-	5534	-	-	-	-
			Kharif	-	-	-	-	-	-	-	-	-	-	5530	-	5286	-	-	-
			Rabi	-	-	-	-	-	-	-	-	-	-	-	-	-	-	-	
		2021-22	-	-	7102	-	-	-	-	-	-	4687	-	-	10754	-	-	-	-
			Kharif	-	-	-	-	-	-	-	-	-	-	7750	-	6424	-	-	-
		American	2018-19	-	-	-	-	-	-	-	-	-	-	5258	-	-	-	-	-
	2019-20		-	-	-	-	-	-	-	-	-	-	5386	-	-	-	-	-	
	2020-21		-	-	-	-	-	-	-	-	-	-	6085	-	-	-	-	-	
	2021-22		-	-	-	-	-	-	-	-	-	-	7626	-	-	-	-	-	
	Desi	2018-19	-	-	-	-	-	-	-	-	-	-	5485	-	-	-	-	-	
		2019-20	-	-	-	-	-	-	-	-	-	-	5437	-	-	-	-	-	
		2020-21	-	-	-	-	-	-	-	-	-	-	5721	-	-	-	-	-	
2021-22		-	-	-	-	-	-	-	-	-	-	-	5729	-	-	-	-		
			Kharif	-	-	-	-	-	-	-	-	-	-	-	-	-			

Crop-wise State-wise Weighted Average* of Farm Harvest Prices of Principal Crops in India

(Rs.per Quintal)

Crop Name	Variety	Year	Season \$	Andaman & Nicobar	Andhra Pradesh	Assam	Bihar	Chandigarh	Chhattisgarh	Dadra & Nagar Haveli	Delhi	Goa	Gujarat	Haryana	Himachal Pradesh	Jammu & Kashmir	Jharkhand	Karnataka		
Cotton	Hybrid	2018-19	-	-	-	-	-	-	-	-	-	-	4981	-	-	-	-	-		
			-	-	-	-	-	-	-	-	-	-	-	4499	-	-	-	-	-	
		2019-20	Rabi	-	-	-	-	-	-	-	-	-	-	-	-	-	-	-	-	5544
			-	-	-	-	-	-	-	-	-	-	-	-	4979	-	-	-	-	-
		2020-21	Kharif	-	-	-	-	-	-	-	-	-	-	-	-	-	-	-	-	5043
			Rabi	-	-	-	-	-	-	-	-	-	-	-	-	-	-	-	-	5200
		2021-22	-	-	-	-	-	-	-	-	-	-	-	-	7549	-	-	-	-	-
			Kharif	-	-	-	-	-	-	-	-	-	-	-	-	-	-	-	-	8520
	Lint	2021-22	Rabi	-	-	-	-	-	-	-	-	-	-	-	-	-	-	-	-	6531
			Kharif	-	-	-	-	-	-	-	-	-	-	-	-	-	-	-	-	-
Ginger	-	2018-19	-	17778	-	4182	-	-	-	-	-	-	-	-	7287	-	-	-		
			Kharif	-	-	-	-	-	-	-	-	-	-	-	-	-	-	-	2500	
			Rabi	-	-	-	3333	-	-	-	-	-	-	-	-	-	-	9960	-	
			Summer	-	-	-	-	-	-	-	-	-	-	-	-	-	-	-	-	1274
		2019-20	-	18723	-	4208	-	-	-	-	-	-	-	-	-	-	6611	-	9110	-
			Kharif	-	-	-	-	-	-	-	-	-	-	-	-	-	-	-	-	-
		Rabi	-	-	-	3380	-	-	-	-	-	-	-	-	-	-	-	-	-	
		2020-21	-	17389	-	4706	-	-	-	-	-	-	-	-	-	-	6984	-	-	-
			Kharif	-	-	-	-	-	-	-	-	-	-	-	-	-	-	-	-	1835
			Rabi	-	-	-	3392	-	-	-	-	-	-	-	-	-	-	-	8667	-
		Summer	-	-	-	-	-	-	-	-	-	-	-	-	-	-	-	-	2211	
		2021-22	-	16400	-	4821	-	-	-	-	-	-	-	-	-	-	7655	-	-	-
	Kharif		-	-	-	-	-	-	-	-	-	-	-	-	-	-	-	-	-	
	Rabi		-	-	-	4168	-	-	-	-	-	-	-	-	-	-	-	9017	-	
	Summer		-	-	-	-	-	-	-	-	-	-	-	-	-	-	-	-	1909	
	Dry	2018-19	-	-	-	-	-	-	-	-	-	-	-	-	-	-	-	-	-	
		2019-20	-	-	-	-	-	-	-	-	-	-	-	-	-	-	-	-	-	
		2020-21	-	-	-	-	-	-	-	-	-	-	-	-	-	-	-	-	-	
		2021-22	-	-	-	-	-	-	-	-	-	-	-	-	-	-	-	-	-	
	Fresh	2018-19	-	-	-	-	-	-	-	8221	-	-	-	-	-	-	-	-	-	
2019-20		-	-	-	-	-	-	-	9055	-	-	-	-	-	-	-	-	-		
2020-21		-	-	-	-	-	-	-	8552	-	-	-	-	-	-	-	-	-		

Crop-wise State-wise Weighted Average* of Farm Harvest Prices of Principal Crops in India

(Rs.per Quintal)

Crop Name	Variety	Year	Season \$	Kerala	Madhya Pradesh	Maharashtra	Manipur	Mizoram	Nagaland	Odisha	Puducherry	Punjab	Rajasthan	Tamil Nadu	Telangana	Tripura	Uttar Pradesh	Uttarakhand		
Cotton	Hybrid	2018-19	-	-	-	-	-	-	-	-	-	-	-	-	-	-	-	-	-	
		2019-20	Rabi	-	-	-	-	-	-	-	-	-	-	-	-	-	-	-	-	-
			Kharif	-	-	-	-	-	-	-	-	-	-	-	-	-	-	-	-	-
		2020-21	Rabi	-	-	-	-	-	-	-	-	-	-	-	-	-	-	-	-	-
			Kharif	-	-	-	-	-	-	-	-	-	-	-	-	-	-	-	-	-
		2021-22	Rabi	-	-	-	-	-	-	-	-	-	-	-	-	-	-	-	-	-
			Kharif	-	-	-	-	-	-	-	-	-	-	-	-	-	-	-	-	-
		Lint	2020-21	Kharif	-	-	-	-	-	-	-	-	-	-	9453	-	-	-	-	-
	2021-22		Kharif	-	-	-	-	-	-	-	-	-	-	8025	-	-	-	-	-	
	Ginger	-	2018-19	-	-	-	-	1892	2077	3500	-	-	-	5193	-	-	-	-	-	
Kharif				-	-	-	-	-	-	-	-	-	-	-	-	-	-	-		
Rabi				-	-	-	-	-	-	-	-	-	-	-	-	-	-	-		
Summer				-	-	-	-	-	-	-	-	-	-	-	-	-	-	-		
2019-20			-	-	-	-	-	-	2534	4000	-	-	-	-	-	-	-	-	-	
			Kharif	-	-	-	-	-	-	-	-	-	-	-	4930	-	-	-	-	5908
			Rabi	-	-	-	-	-	-	-	-	-	-	-	-	-	-	-	-	
2020-21			-	-	-	-	-	-	2426	4000	-	-	-	-	-	-	-	-	-	
			Kharif	-	-	-	-	-	-	-	-	-	-	-	6489	-	-	-	-	7362
			Rabi	-	-	-	-	-	-	-	-	-	-	-	-	-	-	-	-	
			Summer	-	-	-	-	-	-	-	-	-	-	-	-	-	-	-	-	
2021-22			-	-	-	-	-	-	3655	2714	4000	-	-	-	-	-	-	-	-	
		Kharif	-	-	-	-	-	-	-	-	-	-	-	3500	-	-	-	-	7200	
		Rabi	-	-	-	-	-	-	-	-	-	-	-	-	-	-	-	-		
		Summer	-	-	-	-	-	-	-	-	-	-	-	-	-	-	-	-		
Dry		2018-19	-	14016	-	-	-	-	-	-	-	-	-	-	-	-	-	-		
		2019-20	-	13515	-	-	-	-	-	-	-	-	-	-	-	-	-	-		
		2020-21	-	11491	-	-	-	-	-	-	-	-	-	-	-	-	-	-		
		2021-22	-	8935	-	-	-	-	-	-	-	-	-	-	29123	-	-	-		
Fresh	2018-19	-	-	6957	-	-	-	-	-	-	-	-	-	-	-	-	-			
	2019-20	-	-	7674	-	-	-	-	-	-	-	-	-	-	-	-	-			
	2020-21	-	-	4982	-	-	-	-	-	-	-	-	-	-	-	-	-			

Crop-wise State-wise Weighted Average* of Farm Harvest Prices of Principal Crops in India

(Rs.per Quintal)

Crop Name	Variety	Year	Season \$	Andaman & Nicobar	Andhra Pradesh	Assam	Bihar	Chandigarh	Chhattisgarh	Dadra & Nagar Haveli	Delhi	Goa	Gujarat	Haryana	Himachal Pradesh	Jammu & Kashmir	Jharkhand	Karnataka		
Ginger	Fresh	2021-22	-	-	-	-	-	-	6665	-	-	-	-	-	-	-	-	-		
Gram	-	2018-19	-	-	-	4716	-	-	-	-	-	-	4090	-	7835	-	-	-		
			Rabi	-	4600	-	3836	-	5048	-	-	-	-	5038	-	-	5782	-		
		2019-20	-	-	-	4729	-	-	-	-	-	-	-	3926	-	7177	1500	-	-	
			Rabi	-	4060	-	4217	-	5614	-	-	-	-	4944	-	-	-	5269	-	
		2020-21	-	-	-	5213	-	-	-	-	-	-	-	4241	-	7820	1587	-	-	
			Kharif	-	-	-	-	-	-	-	-	-	-	-	-	-	-	-	4779	
			Rabi	-	4717	-	4224	-	5670	-	-	-	-	-	5038	-	-	5691	4578	
		2021-22	Summer	-	-	-	-	-	-	-	-	-	-	-	-	-	-	-	-	4005
	-		-	4680	5335	-	-	-	-	-	-	-	4457	-	8775	-	-	-		
	Rabi	-	4680	-	4391	-	6094	-	6225	-	-	-	4457	-	8775	-	-	5747		
	Bengalgram	2019-20	Rabi	-	-	-	-	-	-	-	-	-	-	-	-	-	-	-	3983	
		2021-22	Rabi	-	-	-	-	-	-	-	-	-	-	-	-	-	-	-	4613	
Ground Nut	-	2018-19	-	15000	-	-	6826	-	5149	-	-	-	-	4409	8035	-	-	-		
			Kharif	-	4426	-	-	-	-	-	-	-	-	4045	-	-	-	7360	3869	
			Rabi	-	4754	-	-	-	-	-	-	-	-	3452	-	-	-	-	4081	
			Summer	-	-	-	-	-	-	-	-	-	-	-	-	-	-	-	-	4104
		2019-20	-	15000	-	-	-	-	-	5865	-	-	-	-	-	4409	7951	-	3853	-
			Kharif	-	5028	-	6859	-	-	-	-	-	-	4244	-	-	-	-	6388	4438
			Rabi	-	5641	-	-	-	-	-	-	-	-	4532	-	-	-	-	-	4607
			Summer	-	-	-	-	-	-	-	-	-	-	-	-	-	-	-	-	5060
		2020-21	-	15000	-	-	-	-	-	6405	-	-	-	-	-	-	7990	-	4769	-
			Kharif	-	4414	-	6803	-	-	-	-	-	-	4796	4409	-	-	-	-	4261
			Rabi	-	6042	-	-	-	-	-	-	-	-	-	-	-	-	-	-	5703
			Summer	-	-	-	-	-	-	-	-	-	-	5067	-	-	-	-	-	5236
	2021-22	-	15000	5562	-	-	-	-	6099	-	-	-	-	-	-	9722	-	-	-	
		Kharif	-	5192	-	6820	-	-	-	-	-	-	5365	4610	-	-	-	-	5331	
		Rabi	-	6141	-	-	-	-	-	-	-	-	-	-	-	-	-	-	6303	
		Summer	-	-	-	-	-	-	-	-	-	-	5722	-	-	-	-	-	5761	
Winter		-	-	-	-	-	-	-	-	-	-	-	-	-	-	-	4834	-		
Jowar	-	2018-19	-	-	-	-	906	-	-	-	-	-	2332	-	-	-	-	-		
			Kharif	-	1900	-	-	-	2800	1566	-	-	-	-	2236	-	-	-	-	
			Rabi	-	1915	-	-	-	2584	-	-	-	-	-	-	-	-	-	-	

Crop-wise State-wise Weighted Average* of Farm Harvest Prices of Principal Crops in India

(Rs.per Quintal)

Crop Name	Variety	Year	Season \$	Kerala	Madhya Pradesh	Maharashtra	Manipur	Mizoram	Nagaland	Odisha	Puducherry	Punjab	Rajasthan	Tamil Nadu	Telangana	Tripura	Uttar Pradesh	Uttarakhand	
Ginger	Fresh	2021-22	-	-	4300	-	-	-	-	-	-	-	-	-	-	-	-	-	
Gram	-	2018-19	-	-	-	-	-	-	-	-	-	3825	-	6803	-	7417	-	-	
			Rabi	-	4231	4009	-	-	-	-	-	-	-	4009	-	4329	-	4925	-
		2019-20	-	-	-	3923	-	-	-	-	-	-	3950	-	-	-	-	-	-
			Rabi	-	4474	-	-	-	-	-	-	-	-	4002	6354	4419	-	4381	4620
		2020-21	-	-	-	4563	-	-	-	-	-	-	4137	-	-	-	-	-	-
			Kharif	-	-	-	-	-	-	-	-	-	-	-	-	-	-	-	-
			Rabi	-	5027	-	-	-	-	-	-	-	-	4738	6396	4720	-	4929	5416
		2021-22	Summer	-	-	-	-	-	-	-	-	-	-	-	-	-	-	-	-
	Rabi		-	-	4445	-	-	-	-	-	-	-	4267	-	-	-	-	-	
	Bengalgram	2021-22	Rabi	-	5021	-	-	-	-	-	-	-	-	4720	6924	4944	-	4364	5879
		2019-20	Rabi	-	-	-	-	-	-	-	-	-	-	-	-	-	-	-	
Ground Nut	-	2018-19	-	-	-	-	-	-	-	-	4265	3850	4018	5837	-	-	-	-	
			Kharif	-	4400	4841	-	-	-	4098	-	-	-	-	-	4262	-	3853	-
			Rabi	-	-	-	-	-	-	-	-	-	-	-	-	4659	-	-	-
			Summer	-	-	-	-	-	-	-	-	-	-	-	-	-	-	-	-
		2019-20	-	-	-	4556	-	-	-	-	4244	4524	5090	-	-	-	-	-	-
			Kharif	-	4857	-	-	-	-	-	-	-	-	5047	5527	5072	-	4081	7778
			Rabi	-	-	-	-	-	-	-	-	-	-	-	-	4627	-	-	-
		2020-21	Summer	-	-	-	-	-	-	-	-	-	-	-	-	-	-	-	-
			-	-	-	4578	-	-	-	-	4576	4628	4500	-	-	-	-	-	-
			Kharif	-	5219	-	-	-	-	-	-	-	-	4976	5741	4489	-	4966	6193
		2021-22	Rabi	-	-	-	-	-	-	-	-	-	-	-	-	5898	-	-	-
			Summer	-	-	-	-	-	-	-	-	-	-	-	-	-	-	-	-
	-		-	-	5212	-	-	-	-	4647	6100	5550	-	-	-	-	-	-	
	Kharif		-	4850	-	-	-	-	-	-	-	-	5330	-	5970	-	4713	6314	
	Jowar	-	2018-19	Rabi	-	1930	-	-	-	-	-	-	-	-	-	2450	-	-	-
Kharif				-	2100	2447	-	-	-	-	-	-	-	-	-	2713	-	2239	-
-				-	-	-	-	-	-	-	-	-	1844	-	-	-	-	-	

Crop-wise State-wise Weighted Average* of Farm Harvest Prices of Principal Crops in India

(Rs.per Quintal)

Crop Name	Variety	Year	Season \$	West Bengal
Ginger	Fresh	2021-22	-	-
Gram	-	2018-19	-	-
			Rabi	4584
		2019-20	-	-
			Rabi	5607
		2020-21	-	-
			Kharif	-
	Rabi		5709	
	2021-22	-	-	
		Rabi	5784	
	Bengalgram	2019-20	Rabi	-
2021-22		Rabi	-	
Ground Nut	-	2018-19	-	-
			Kharif	-
			Rabi	-
			Summer	-
		2019-20	-	-
			Kharif	-
			Rabi	-
		2020-21	Summer	-
			-	-
			Kharif	-
		2021-22	Rabi	-
			Summer	-
	Winter		-	
	Jowar	-	2018-19	-
	Kharif	-		
	Rabi	-		

Crop-wise State-wise Weighted Average* of Farm Harvest Prices of Principal Crops in India

(Rs.per Quintal)

Crop Name	Variety	Year	Season \$	Andaman & Nicobar	Andhra Pradesh	Assam	Bihar	Chandigarh	Chhattisgarh	Dadra & Nagar Haveli	Delhi	Goa	Gujarat	Haryana	Himachal Pradesh	Jammu & Kashmir	Jharkhand	Karnataka			
Jowar	-	2018-19	Summer	-	-	-	-	-	-	-	-	-	-	-	-	-	-	-	2223		
		2019-20	-	-	-	-	-	-	-	1834	-	-	-	3153	2235	-	-	-	-	-	
			Kharif	-	2495	-	906	-	2680	-	-	-	-	-	-	-	-	-	-	-	-
		2020-21	Rabi	-	1659	-	-	-	-	-	-	-	-	-	-	-	-	-	-	-	-
			-	-	-	-	-	-	-	-	-	-	-	-	2771	2236	-	-	-	-	-
		2021-22	Kharif	-	2409	-	902	-	3158	-	-	-	-	-	-	-	-	-	-	-	-
			Rabi	-	1992	-	-	-	-	3970	-	-	-	-	-	-	-	-	-	-	-
		2021-22	-	-	2023	-	-	-	-	-	-	-	-	-	2543	2236	-	-	-	-	-
			Kharif	-	2541	-	919	-	3737	-	3400	-	-	-	-	-	4016	-	-	-	-
		2021-22	Rabi	-	2021	-	-	-	-	3192	-	-	-	-	-	-	-	-	-	-	-
			2018-19	Rabi	-	-	-	-	-	-	-	-	-	-	-	-	-	-	-	-	2081
		2019-20		Kharif	-	-	-	-	-	-	-	-	-	-	-	-	-	-	-	-	2213
	2019-20		Rabi	-	-	-	-	-	-	-	-	-	-	-	-	-	-	-	-	2628	
		2020-21	Summer	-	-	-	-	-	-	-	-	-	-	-	-	-	-	-	-	1729	
	2020-21		Kharif	-	-	-	-	-	-	-	-	-	-	-	-	-	-	-	-	1992	
		2021-22	Rabi	-	-	-	-	-	-	-	-	-	-	-	-	-	-	-	-	2866	
	2021-22		Summer	-	-	-	-	-	-	-	-	-	-	-	-	-	-	-	-	3825	
		2021-22	Kharif	-	-	-	-	-	-	-	-	-	-	-	-	-	-	-	-	2100	
	2021-22		Rabi	-	-	-	-	-	-	-	-	-	-	-	-	-	-	-	-	2098	
		Local	2018-19	Kharif	-	-	-	-	-	-	-	-	-	-	-	-	-	-	-	-	1692
	2019-20		Kharif	-	-	-	-	-	-	-	-	-	-	-	-	-	-	-	-	2361	
			Rabi	-	-	-	-	-	-	-	-	-	-	-	-	-	-	-	-	2012	
	2020-21		Kharif	-	-	-	-	-	-	-	-	-	-	-	-	-	-	-	-	1498	
Rabi			-	-	-	-	-	-	-	-	-	-	-	-	-	-	-	-	1651		
2021-22	Summer		-	-	-	-	-	-	-	-	-	-	-	-	-	-	-	-	1707		
	Kharif		-	-	-	-	-	-	-	-	-	-	-	-	-	-	-	-	1545		
2021-22	Rabi		-	-	-	-	-	-	-	-	-	-	-	-	-	-	-	-	1965		
Jute	-	2018-19	-	-	-	2105	-	-	-	-	-	-	-	-	-	-	-	8925	-		
			Kharif	-	-	-	3257	-	-	-	-	-	-	-	-	-	-	-	-	-	
		2019-20	-	-	-	2130	-	-	-	-	-	-	-	-	-	-	-	-	2310	-	
			Kharif	-	-	-	3185	-	-	-	-	-	-	-	-	-	-	-	-	-	-
		2020-21	-	-	-	2291	-	-	-	-	-	-	-	-	-	-	-	-	-	-	
2020-21	Kharif	-	-	-	3157	-	-	-	-	-	-	-	-	-	-	-	-	-			

Crop-wise State-wise Weighted Average* of Farm Harvest Prices of Principal Crops in India

(Rs.per Quintal)

Crop Name	Variety	Year	Season \$	Kerala	Madhya Pradesh	Maharashtra	Manipur	Mizoram	Nagaland	Odisha	Puducherry	Punjab	Rajasthan	Tamil Nadu	Telangana	Tripura	Uttar Pradesh	Uttarakhand		
Jowar	-	2018-19	Summer	-	-	-	-	-	-	-	-	-	-	-	-	-	-	-		
		2019-20	-	-	-	-	-	-	-	-	-	-	-	-	-	-	-	-	-	
			Kharif	-	2610	2313	-	-	-	-	-	-	-	2103	3112	1655	-	1949	-	
		2020-21	Rabi	-	1930	-	-	-	-	-	-	-	-	-	-	2241	-	-	-	
			-	-	-	-	-	-	-	-	-	-	-	-	-	-	-	-	-	
		2021-22	Kharif	-	2582	1775	-	-	-	-	-	-	-	1895	3079	2925	-	1799	-	
			Rabi	-	2400	-	-	-	-	-	-	-	-	-	-	2550	-	-	-	
		HYV	2018-19	-	-	-	-	-	-	-	-	-	-	-	-	-	-	-	-	-
				Rabi	-	-	-	-	-	-	-	-	-	-	-	-	-	-	-	-
			2019-20	Kharif	-	-	-	-	-	-	-	-	-	-	-	-	-	-	-	-
				Rabi	-	-	-	-	-	-	-	-	-	-	-	-	-	-	-	-
			2020-21	Summer	-	-	-	-	-	-	-	-	-	-	-	-	-	-	-	-
	Kharif			-	-	-	-	-	-	-	-	-	-	-	-	-	-	-	-	
	2021-22	Rabi	-	-	-	-	-	-	-	-	-	-	-	-	-	-	-	-		
		Summer	-	-	-	-	-	-	-	-	-	-	-	-	-	-	-	-		
	Local	2018-19	Kharif	-	-	-	-	-	-	-	-	-	-	-	-	-	-	-	-	
			-	-	-	-	-	-	-	-	-	-	-	-	-	-	-	-		
		2019-20	Kharif	-	-	-	-	-	-	-	-	-	-	-	-	-	-	-	-	
			Rabi	-	-	-	-	-	-	-	-	-	-	-	-	-	-	-	-	
		2020-21	Kharif	-	-	-	-	-	-	-	-	-	-	-	-	-	-	-	-	
			Rabi	-	-	-	-	-	-	-	-	-	-	-	-	-	-	-	-	
	2021-22	Summer	-	-	-	-	-	-	-	-	-	-	-	-	-	-	-	-		
		Kharif	-	-	-	-	-	-	-	-	-	-	-	-	-	-	-	-		
	Jute	-	2018-19	-	-	-	-	-	-	-	-	-	-	-	-	-	-	-	-	
Kharif				-	-	-	-	-	-	-	3980	-	-	-	-	-	-	-		
2019-20		-	-	-	-	-	-	-	-	3847	-	-	-	-	-	-	-			
		Kharif	-	-	-	-	-	-	-	-	-	-	-	-	-	-	-			
2020-21		-	-	-	-	-	-	-	-	3924	-	-	-	-	-	-	-			
		Kharif	-	-	-	-	-	-	-	-	-	-	-	-	-	-	-			

Crop-wise State-wise Weighted Average* of Farm Harvest Prices of Principal Crops in India

(Rs.per Quintal)

Crop Name	Variety	Year	Season \$	West Bengal	
Jowar	-	2018-19	Summer	-	
			-	-	
		2019-20	Kharif	-	
			Rabi	-	
		2020-21	-	-	
			Kharif	-	
		Rabi	-		
		2021-22	-	-	
			Kharif	-	
		Rabi	-		
		HYV	2018-19	Rabi	-
				Kharif	-
	2019-20		Rabi	-	
			Summer	-	
	2020-21		Kharif	-	
			Rabi	-	
	2021-22	Kharif	-		
		Rabi	-		
	Local	2018-19	Kharif	-	
			Kharif	-	
		2019-20	Rabi	-	
			Kharif	-	
		2020-21	Rabi	-	
			Summer	-	
2021-22	Kharif	-			
	Rabi	-			
Jute	-	2018-19	-	4148	
			Kharif	-	
		2019-20	-	4179	
			Kharif	-	
		2020-21	-	4766	
			Kharif	-	

Crop-wise State-wise Weighted Average* of Farm Harvest Prices of Principal Crops in India

(Rs.per Quintal)

Crop Name	Variety	Year	Season \$	Andaman & Nicobar	Andhra Pradesh	Assam	Bihar	Chandigarh	Chhattisgarh	Dadra & Nagar Haveli	Delhi	Goa	Gujarat	Haryana	Himachal Pradesh	Jammu & Kashmir	Jharkhand	Karnataka	
Jute	-	2021-22	-	-	-	2396	-	-	-	-	-	-	-	-	-	-	-	-	
			Kharif	-	-	-	4411	-	-	-	-	-	-	-	-	-	-	-	-
Linseed	-	2018-19	-	-	-	3324	-	-	-	-	-	-	-	-	7613	5182	-	-	
			Rabi	-	-	-	3414	-	-	-	-	-	-	-	-	-	-	-	-
		2019-20	-	-	-	3346	-	-	4042	-	-	-	-	-	-	8582	5567	-	-
			Rabi	-	-	-	3629	-	-	-	-	-	-	-	-	-	-	-	-
		2020-21	-	-	-	3567	-	-	-	-	-	-	-	-	-	8599	9095	-	-
			Rabi	-	-	-	3620	-	-	-	-	-	-	-	-	-	-	5774	-
2021-22	-	-	-	3621	-	-	-	5863	-	-	-	-	-	10062	6227	-	-		
	Rabi	-	-	-	4275	-	-	-	-	-	-	-	-	-	-	4727	-	-	
Maize	-	2018-19	-	3750	-	1139	-	1800	-	-	-	-	1851	1850	2087	1425	1503	-	
			Kharif	-	1367	-	1122	-	1527	-	-	-	-	-	-	-	-	1543	-
			Rabi	-	1984	-	1230	-	-	-	-	-	-	-	-	-	-	1428	-
			Summer	-	-	-	1216	-	-	-	-	-	-	-	-	-	-	-	-
		2019-20	-	4000	-	1145	-	1500	-	-	-	-	-	1680	1979	2038	1447	1529	-
			Kharif	-	1879	-	1340	-	1896	-	-	-	-	-	-	-	-	1482	-
			Rabi	-	1562	-	1238	-	-	-	-	-	-	-	-	-	-	-	-
			Summer	-	-	-	1243	-	-	-	-	-	-	-	-	-	-	-	-
		2020-21	-	4915	-	1284	-	1660	-	-	-	-	-	1576	-	2106	1958	1640	-
			Kharif	-	1639	-	1421	-	1962	-	-	-	-	-	1850	-	-	-	-
			Rabi	-	1632	-	1312	-	-	-	-	-	-	-	-	-	-	2097	-
			Summer	-	-	-	1335	-	-	-	-	-	-	-	-	-	-	1702	-
	2021-22	-	4800	1992	1326	-	2321	-	-	-	-	-	1701	-	2247	1922	-	-	
		Kharif	-	1630	-	-	-	1884	-	2300	-	-	-	2200	-	-	-	-	
		Rabi	-	2101	-	1374	-	-	-	-	-	-	-	-	-	-	1747	-	
		Summer	-	-	-	1404	-	-	-	-	-	-	-	-	-	-	1821	-	
Bhadea	2021-22	-	-	-	-	1516	-	-	-	-	-	-	-	-	-	-	-		
		Autum	-	-	-	-	-	-	-	-	-	-	-	-	-	-	1582	-	
HB	2018-19	Kharif	-	-	-	-	-	-	-	-	-	-	-	-	-	-	-	1511	
		Rabi	-	-	-	-	-	-	-	-	-	-	-	-	-	-	-	1732	
		Summer	-	-	-	-	-	-	-	-	-	-	-	-	-	-	-	1835	
	2019-20	Kharif	-	-	-	-	-	-	-	-	-	-	-	-	-	-	-	1827	
		Rabi	-	-	-	-	-	-	-	-	-	-	-	-	-	-	-	1751	

Crop-wise State-wise Weighted Average* of Farm Harvest Prices of Principal Crops in India

(Rs.per Quintal)

Crop Name	Variety	Year	Season \$	Kerala	Madhya Pradesh	Maharashtra	Manipur	Mizoram	Nagaland	Odisha	Puduchery	Punjab	Rajasthan	Tamil Nadu	Telangana	Tripura	Uttar Pradesh	Uttarakhand		
Jute	-	2021-22	-	-	-	-	-	-	-	4353	-	-	-	-	-	-	-	-		
			Kharif	-	-	-	-	-	-	-	-	-	-	-	-	-	-	-	-	
Linseed	-	2018-19	-	-	-	-	-	-	-	-	-	-	-	-	-	-	-	-		
			Rabi	-	4219	4456	-	-	-	-	-	-	-	3710	-	-	-	4119	-	
		2019-20	-	-	-	4535	-	-	-	-	-	-	-	-	-	-	-	-	-	
			Rabi	-	4747	-	-	-	-	-	-	-	-	-	4201	-	-	-	4054	-
		2020-21	-	-	-	5457	-	-	-	-	-	-	-	9000	-	-	-	-	-	
			Rabi	-	5369	-	-	-	-	-	-	-	-	-	5256	-	-	-	5246	-
2021-22	-	-	-	6898	-	-	-	-	-	-	-	-	-	-	-	-	-			
	Rabi	-	6177	-	-	-	-	-	-	-	-	-	5474	-	-	-	5261	-		
Maize	-	2018-19	-	-	-	-	-	3039	1600	-	-	1302	1515	2062	-	3471	-	-		
			Kharif	-	1480	1773	1650	-	-	-	-	-	-	-	-	1538	-	2350	-	
			Rabi	-	-	-	-	-	-	-	1393	-	-	-	-	1852	-	-	-	
			Summer	-	-	-	-	-	-	-	-	-	-	-	-	-	-	-	-	
		2019-20	-	-	-	-	-	-	-	3316	-	1388	-	1647	-	-	-	2500	-	-
			Kharif	-	1862	1494	1950	-	1600	-	-	-	-	-	1828	2302	1771	-	1683	2023
			Rabi	-	-	-	2020	-	-	-	-	-	-	-	-	-	1694	-	-	-
			Summer	-	-	-	-	-	-	-	-	-	-	-	-	-	-	-	-	-
		2020-21	-	-	-	-	-	-	-	3143	-	1526	-	1519	-	-	-	2658	-	-
			Kharif	-	1648	1425	1956	-	1600	-	-	-	-	-	1437	2213	1575	-	1517	2329
			Rabi	-	-	-	2014	-	-	-	-	-	-	-	-	-	1522	-	-	-
			Summer	-	-	-	-	-	-	-	-	-	-	-	-	-	-	-	-	-
	2021-22	-	-	-	-	-	-	-	3357	-	1533	-	1650	-	-	-	2757	-	-	
		Kharif	-	1630	1907	3000	-	2000	-	-	-	-	-	1736	2076	1661	-	1962	2239	
		Rabi	-	-	-	-	-	-	-	-	-	-	-	-	-	1867	-	-	-	
Summer		-	-	-	-	-	-	-	-	-	-	-	-	-	-	-	-	-		
Bhadea	2021-22	-	-	-	-	-	-	-	-	-	-	-	-	-	-	-	-	-		
		Autum	-	-	-	-	-	-	-	-	-	-	-	-	-	-	-	-		
HB	2018-19	Kharif	-	-	-	-	-	-	-	-	-	-	-	-	-	-	-	-		
		Rabi	-	-	-	-	-	-	-	-	-	-	-	-	-	-	-	-		
		Summer	-	-	-	-	-	-	-	-	-	-	-	-	-	-	-	-		
	2019-20	Kharif	-	-	-	-	-	-	-	-	-	-	-	-	-	-	-	-		
Rabi		-	-	-	-	-	-	-	-	-	-	-	-	-	-	-	-			

Crop-wise State-wise Weighted Average* of Farm Harvest Prices of Principal Crops in India

(Rs.per Quintal)

Crop Name	Variety	Year	Season \$	West Bengal
Jute	-	2021-22	-	5993
			Kharif	-
Linseed	-	2018-19	-	-
			Rabi	-
		2019-20	-	-
			Rabi	-
		2020-21	-	-
			Rabi	-
2021-22	-	-		
	Rabi	-		
Maize	-	2018-19	-	-
			Kharif	-
			Rabi	-
			Summer	-
		2019-20	-	-
			Kharif	-
			Rabi	-
			Summer	-
		2020-21	-	-
			Kharif	-
			Rabi	-
			Summer	-
	2021-22	-	-	
		Kharif	-	
		Rabi	-	
		Summer	-	
Bhadea	2021-22	-	-	
HB	2018-19	-	-	
		Kharif	-	
		Rabi	-	
	2019-20	Summer	-	
		Kharif	-	
Rabi	-			

Crop-wise State-wise Weighted Average* of Farm Harvest Prices of Principal Crops in India

(Rs.per Quintal)

Crop Name	Variety	Year	Season \$	Andaman & Nicobar	Andhra Pradesh	Assam	Bihar	Chandigarh	Chhattisgarh	Dadra & Nagar Haveli	Delhi	Goa	Gujarat	Haryana	Himachal Pradesh	Jammu & Kashmir	Jharkhand	Karnataka			
Maize	HB	2019-20	Summer	-	-	-	-	-	-	-	-	-	-	-	-	-	-	-	1398		
			Kharif	-	-	-	-	-	-	-	-	-	-	-	-	-	-	-	-	-	1376
		2020-21	Rabi	-	-	-	-	-	-	-	-	-	-	-	-	-	-	-	-	-	1548
			Summer	-	-	-	-	-	-	-	-	-	-	-	-	-	-	-	-	-	2099
			Kharif	-	-	-	-	-	-	-	-	-	-	-	-	-	-	-	-	-	1699
		2021-22	Rabi	-	-	-	-	-	-	-	-	-	-	-	-	-	-	-	-	-	1930
			Summer	-	-	-	-	-	-	-	-	-	-	-	-	-	-	-	-	-	2062
Mesta		2018-19	-	-	-	1537	-	-	-	-	-	-	-	-	-	-	-	-	2104	-	
			Kharif	-	2708	-	-	-	-	-	-	-	-	-	-	-	-	-	-	-	-
		2019-20	-	-	-	1545	-	-	-	-	-	-	-	-	-	-	-	-	-	2210	-
			Kharif	-	2534	-	2293	-	-	-	-	-	-	-	-	-	-	-	-	-	-
			Rabi	-	2534	-	-	-	-	-	-	-	-	-	-	-	-	-	-	-	-
		2020-21	-	-	-	1670	-	-	-	-	-	-	-	-	-	-	-	-	-	2119	-
			Kharif	-	3829	-	2274	-	-	-	-	-	-	-	-	-	-	-	-	-	-
			Rabi	-	3828	-	-	-	-	-	-	-	-	-	-	-	-	-	-	-	-
		2021-22	-	-	4720	1728	-	-	-	-	-	-	-	-	-	-	-	-	-	-	-
Autum	-		-	-	-	-	-	-	-	-	-	-	-	-	-	-	-	2121	-		
Kharif	-		4720	-	4001	-	-	-	-	-	-	-	-	-	-	-	-	-	-		
Nigerseed		2018-19	-	-	-	3678	-	-	-	3197	-	-	-	-	-	-	-	-	-		
			Kharif	-	-	-	-	-	-	-	-	-	-	-	-	-	-	-	-	-	
		2019-20	-	-	-	3715	-	-	6034	3530	-	-	-	-	-	-	-	-	-	-	
		2020-21	-	-	-	3913	-	-	7438	-	-	-	-	-	-	-	-	-	-	-	
		2021-22	-	-	-	3963	-	-	6994	-	-	-	-	-	-	-	-	-	-	-	
Paddy		2018-19	-	1100	-	-	-	1770	-	-	-	1225	1623	-	2277	1863	1437	-	-		
			Autum	-	-	1158	-	-	-	-	-	-	-	-	-	-	-	-	-	-	
			Kharif	-	1688	-	1268	-	-	-	-	-	-	-	-	-	-	-	-	-	
			Rabi	-	1644	-	-	-	-	-	-	-	-	-	-	-	-	-	1379	1812	
			Summer	-	-	1145	1221	-	-	-	-	-	-	-	-	-	-	-	-	1829	
			Winter	-	-	1317	-	-	-	-	-	-	-	-	-	-	-	-	-	-	
		2019-20	-	1100	-	-	-	-	1835	-	-	3100	1250	1523	-	2490	1831	1520	-	-	
			Autum	-	-	1216	-	-	-	-	-	-	-	-	-	-	-	-	-	-	
			Kharif	-	1728	-	-	-	-	-	-	-	-	-	-	-	-	-	-	1843	
Rabi	-		1735	-	-	-	-	-	-	-	-	-	-	-	-	-	1425	-			

Crop-wise State-wise Weighted Average* of Farm Harvest Prices of Principal Crops in India

(Rs.per Quintal)

Crop Name	Variety	Year	Season \$	Kerala	Madhya Pradesh	Maharashtra	Manipur	Mizoram	Nagaland	Odisha	Puducherry	Punjab	Rajasthan	Tamil Nadu	Telangana	Tripura	Uttar Pradesh	Uttarakhand				
Maize	HB	2019-20	Summer	-	-	-	-	-	-	-	-	-	-	-	-	-	-	-	-			
			Kharif	-	-	-	-	-	-	-	-	-	-	-	-	-	-	-	-	-		
		2020-21	Rabi	-	-	-	-	-	-	-	-	-	-	-	-	-	-	-	-	-	-	
			Summer	-	-	-	-	-	-	-	-	-	-	-	-	-	-	-	-	-	-	
		2021-22	Kharif	-	-	-	-	-	-	-	-	-	-	-	-	-	-	-	-	-	-	
			Rabi	-	-	-	-	-	-	-	-	-	-	-	-	-	-	-	-	-	-	
Mesta	-	2018-19	-	-	-	-	-	-	-	-	-	-	-	-	-	-	-	-	-	-		
			Kharif	-	-	-	-	-	-	-	-	-	-	-	-	-	-	-	-	-	-	
		2019-20	-	-	-	-	-	-	-	-	-	-	-	-	-	-	-	-	-	-	-	
			Kharif	-	-	-	-	-	-	-	-	-	-	-	-	-	-	-	-	-	-	
		2020-21	Rabi	-	-	-	-	-	-	-	-	-	-	-	-	-	-	-	-	-	-	
			-	-	-	-	-	-	-	-	-	-	-	-	-	-	-	-	-	-	-	
		2021-22	Kharif	-	-	-	-	-	-	-	-	-	-	-	-	-	-	-	-	-	-	
			Rabi	-	-	-	-	-	-	-	-	-	-	-	-	-	-	-	-	-	-	
		Nigerseed	-	2018-19	-	-	-	-	-	-	-	-	-	-	-	-	-	-	-	-	-	-
					Kharif	-	-	5301	-	-	-	-	-	-	-	-	-	-	-	-	-	-
2019-20	-			-	3800	4475	-	-	-	4706	-	-	-	-	-	-	-	-	-	-	-	
2020-21	-			-	6723	4900	-	-	-	4606	-	-	-	-	-	-	-	-	-	-	-	
Paddy	-	2018-19	-	2221	-	1944	-	2754	-	-	1499	-	2215	1676	-	-	-	-	-	-		
			Autum	-	-	-	-	-	-	-	-	-	-	-	-	-	1140	-	-	-		
			Kharif	-	-	-	-	-	-	1414	-	-	-	-	-	1768	-	1796	-	-		
			Rabi	-	-	-	-	-	-	-	-	-	-	-	-	1733	-	-	-	-		
			Summer	-	-	-	-	-	-	-	-	-	-	-	-	-	1380	-	-	-		
			Winter	-	-	-	2025	-	-	-	-	-	-	-	-	-	1582	-	-	-		
		2019-20	-	2366	-	1932	-	2744	-	1658	1600	-	-	1700	-	-	-	-	-	-		
			Autum	-	-	-	2375	-	-	-	-	-	-	-	-	-	1600	-	-	-		
			Kharif	-	-	-	-	-	-	-	-	-	2263	-	1790	-	1569	1856	-	-		
			Rabi	-	-	-	-	-	-	-	-	-	-	-	1817	-	-	-	-			

Crop-wise State-wise Weighted Average* of Farm Harvest Prices of Principal Crops in India

(Rs.per Quintal)

Crop Name	Variety	Year	Season \$	West Bengal		
Maize	HB	2019-20	Summer	-		
			Kharif	-		
		2020-21	Rabi	-		
			Summer	-		
		2021-22	Kharif	-		
			Rabi	-		
Mesta	-	2018-19	-	-		
			Kharif	-		
		2019-20	-	-		
			Kharif	-		
		2020-21	Rabi	-		
			-	-		
		2021-22	Kharif	-		
			Rabi	-		
		Nigerseed	-	2018-19	-	-
					Kharif	-
2019-20	-			-		
2020-21	-			-		
Paddy	-	2018-19	-	-		
			Autum	-		
			Kharif	1703		
			Rabi	-		
			Summer	-		
			Winter	1582		
		2019-20	-	-		
			Autum	1623		
			Kharif	1776		
			Rabi	-		

Crop-wise State-wise Weighted Average* of Farm Harvest Prices of Principal Crops in India

(Rs.per Quintal)

Crop Name	Variety	Year	Season \$	Andaman & Nicobar	Andhra Pradesh	Assam	Bihar	Chandigarh	Chhattisgarh	Dadra & Nagar Haveli	Delhi	Goa	Gujarat	Haryana	Himachal Pradesh	Jammu & Kashmir	Jharkhand	Karnataka			
Paddy		2019-20	Summer	-	-	1200	1153	-	-	-	-	-	-	-	-	-	-	1787			
			Winter	-	-	1342	-	-	-	-	-	-	-	-	-	-	-	-	-		
		2020-21	-	1744	-	-	-	-	1889	-	-	-	3300	1400	1562	-	2780	1799	1472	-	
			Autum	-	-	1254	-	-	-	-	-	-	-	-	-	-	-	-	-	-	
			Kharif	-	1757	-	-	-	-	-	-	-	-	-	-	-	-	-	-	1842	
			Rabi	-	1772	-	-	-	-	-	-	-	-	-	-	-	-	-	-	1832	
			Summer	-	-	1248	1209	-	-	-	-	-	-	-	-	-	-	-	1487	1767	
			Winter	-	-	1428	-	-	-	-	-	-	-	-	-	-	-	-	-	-	
		2021-22	-	1800	1813	-	-	-	-	1961	-	-	3900	1400	1681	-	2762	1789	-	-	
			Autum	-	-	1279	-	-	-	-	-	-	-	-	-	-	-	-	-	-	
			Kharif	-	1798	-	-	-	-	-	-	-	-	-	-	-	-	-	-	1874	
			Rabi	-	1834	-	-	-	-	-	-	-	-	-	-	-	-	-	-	2000	
			Summer	-	-	1286	1234	-	-	-	-	-	-	-	-	-	-	-	1488	1764	
			Winter	-	-	1471	-	-	-	-	-	-	-	-	-	-	-	-	-	-	
		Aghani	2018-19	-	-	-	-	-	1362	-	-	-	-	-	-	-	-	-	-	-	
				Autum	-	-	-	-	-	-	-	-	-	-	-	-	-	-	-	-	-
				Rabi	-	-	-	-	-	-	-	-	-	-	-	-	-	-	-	1445	-
			2019-20	-	-	-	-	-	-	-	-	-	-	-	-	-	-	-	-	1516	-
	Kharif			-	-	-	-	1379	-	-	-	-	-	-	-	-	-	-	-	-	
	2020-21		-	-	-	-	-	-	-	-	-	-	-	-	-	-	-	-	1495	-	
			Kharif	-	-	-	-	1464	-	-	-	-	-	-	-	-	-	-	-	-	
	2021-22		Kharif	-	-	-	-	1512	-	-	-	-	-	-	-	-	-	-	-	-	
			Winter	-	-	-	-	-	-	-	-	-	-	-	-	-	-	-	1458	-	
	Bhadea		2019-20	Kharif	-	-	-	-	1376	-	-	-	-	-	-	-	-	-	-	-	
				Kharif	-	-	-	-	1485	-	-	-	-	-	-	-	-	-	-	-	
			2021-22	Autum	-	-	-	-	-	-	-	-	-	-	-	-	-	-	1495	-	
		Kharif		-	-	-	-	1529	-	-	-	-	-	-	-	-	-	-	-		
	Coarse	2018-19	Kharif	-	-	-	-	-	-	1548	-	-	-	-	-	-	-	-	-		
			Kharif	-	-	-	-	-	-	1708	-	-	-	-	-	-	-	-	-		
		2021-22	Kharif	-	-	-	-	-	1656	-	-	-	-	-	-	-	-	-	-		
Fine	2018-19	-	-	-	-	-	-	-	-	1329	-	-	-	-	-	-	-	-			
		Kharif	-	-	-	-	-	-	1884	-	-	-	-	-	-	-	-	-			
	2019-20	-	-	-	-	-	-	-	-	1428	-	-	-	-	-	-	-	-			

Crop-wise State-wise Weighted Average* of Farm Harvest Prices of Principal Crops in India

(Rs.per Quintal)

Crop Name	Variety	Year	Season \$	Kerala	Madhya Pradesh	Maharashtra	Manipur	Mizoram	Nagaland	Odisha	Puducherry	Punjab	Rajasthan	Tamil Nadu	Telangana	Tripura	Uttar Pradesh	Uttarakhand		
Paddy		2019-20	Summer	-	-	-	-	-	-	-	-	-	-	-	-	1600	-	-		
			Winter	-	-	-	2250	-	-	-	-	-	-	-	-	-	1690	-	-	
		2020-21	-	2604	-	2098	-	3092	-	1605	1468	-	-	1615	-	-	-	-	-	
			Autum	-	-	-	2328	-	-	-	-	-	-	-	-	-	1594	-	-	
			Kharif	-	-	-	-	-	-	-	-	-	2218	-	1819	-	1609	1977	-	
			Rabi	-	-	-	-	-	-	-	-	-	-	-	1847	-	-	-	-	
			Summer	-	-	-	-	-	-	-	-	-	-	-	-	-	1632	-	-	
			Winter	-	-	-	2210	-	-	-	-	-	-	-	-	-	1700	-	-	
		2021-22	-	2681	-	2133	-	3280	-	1544	1683	-	-	1870	-	-	-	-	-	
			Autum	-	-	-	-	-	-	-	-	-	-	-	-	-	1686	-	-	
			Kharif	-	-	-	-	-	-	-	-	1554	-	2619	-	1895	-	1796	2077	
			Rabi	-	-	-	-	-	-	-	-	-	-	-	1937	-	-	-	-	
			Summer	-	-	-	-	-	-	-	-	-	-	-	-	-	1800	-	-	
			Winter	-	-	-	1628	-	-	-	-	-	-	-	-	-	1822	-	-	
		Aghani	2018-19	-	-	-	-	-	-	-	-	-	-	-	-	-	-	-	-	-
				Autum	-	-	-	-	-	-	-	-	-	-	-	-	-	-	-	-
				Rabi	-	-	-	-	-	-	-	-	-	-	-	-	-	-	-	-
			2019-20	-	-	-	-	-	-	-	-	-	-	-	-	-	-	-	-	-
	Kharif			-	-	-	-	-	-	-	-	-	-	-	-	-	-	-	-	-
	2020-21		-	-	-	-	-	-	-	-	-	-	-	-	-	-	-	-	-	-
			Kharif	-	-	-	-	-	-	-	-	-	-	-	-	-	-	-	-	-
	2021-22		Kharif	-	-	-	-	-	-	-	-	-	-	-	-	-	-	-	-	-
			Winter	-	-	-	-	-	-	-	-	-	-	-	-	-	-	-	-	-
	Bhadea		2019-20	Kharif	-	-	-	-	-	-	-	-	-	-	-	-	-	-	-	-
				Kharif	-	-	-	-	-	-	-	-	-	-	-	-	-	-	-	-
			2021-22	Autum	-	-	-	-	-	-	-	-	-	-	-	-	-	-	-	-
		Kharif		-	-	-	-	-	-	-	-	-	-	-	-	-	-	-	-	
	Coarse	2018-19	Kharif	-	1532	-	-	-	-	-	-	-	-	-	-	-	-	-	-	
			Kharif	-	-	-	-	-	-	-	-	-	-	-	-	-	-	-	-	
		2021-22	Kharif	-	-	-	-	-	-	-	-	-	-	-	-	-	-	-	-	
Fine	2018-19	-	-	-	-	-	-	-	1600	-	1956	-	-	-	-	-	-	-		
		Kharif	-	2033	-	-	-	-	-	-	-	-	-	-	-	-	-	-		
	2019-20	-	2131	-	-	-	-	-	1600	-	1975	-	-	-	-	-	-	-		

Crop-wise State-wise Weighted Average* of Farm Harvest Prices of Principal Crops in India

(Rs.per Quintal)

Crop Name	Variety	Year	Season \$	West Bengal		
Paddy		2019-20	Summer	-		
			Winter	1629		
		2020-21	-	-		
			Autum	1565		
			Kharif	1682		
			Rabi	-		
			Summer	-		
			Winter	1783		
		2021-22	-	-		
			Autum	1798		
			Kharif	1842		
			Rabi	-		
			Summer	-		
		2018-19	Aghani	2018-19	-	-
					Autum	1591
	Rabi			-		
	2019-20		Aghani	-	-	
				Kharif	-	
				Winter	-	
	2020-21	Aghani	-	-		
			Kharif	-		
	2021-22	Aghani	Kharif	-		
			Winter	-		
	Bhadea		2019-20	Kharif	-	
			2020-21	Kharif	-	
			2021-22	Autum	-	
				Kharif	-	
Coarse		2018-19	Kharif	-		
		2019-20	Kharif	-		
		2021-22	Kharif	-		
Fine		2018-19	-	-		
			Kharif	-		
		2019-20	-	-		

Crop-wise State-wise Weighted Average* of Farm Harvest Prices of Principal Crops in India

(Rs.per Quintal)

Crop Name	Variety	Year	Season \$	Andaman & Nicobar	Andhra Pradesh	Assam	Bihar	Chandigarh	Chhattisgarh	Dadra & Nagar Haveli	Delhi	Goa	Gujarat	Haryana	Himachal Pradesh	Jammu & Kashmir	Jharkhand	Karnataka		
Paddy	Fine	2019-20	Kharif	-	-	-	-	-	2262	-	-	-	-	-	-	-	-	-		
		2020-21	-	-	-	-	-	-	-	-	-	-	-	-	-	-	-	-	-	
			Kharif	-	-	-	-	-	-	2234	-	-	-	-	-	-	-	-	-	
		2021-22	-	-	-	-	-	-	-	-	-	-	-	-	-	-	-	-	-	
			Kharif	-	-	-	-	-	-	2427	-	-	-	-	-	-	-	-	-	
	Local	2018-19	Kharif	-	-	-	-	-	-	-	-	-	-	-	-	-	-	-	1927	
			-	-	-	-	-	-	-	-	-	-	-	-	-	-	-	-	-	
		2019-20	Kharif	-	-	-	-	-	-	-	-	-	-	-	-	-	-	-	-	1501
			-	-	-	-	-	-	-	-	-	-	-	-	-	-	-	-	-	-
		2020-21	Kharif	-	-	-	-	-	-	-	-	-	-	-	-	-	-	-	-	1777
	-		-	-	-	-	-	-	-	-	-	-	-	-	-	-	-	-	-	
	Medium	2018-19	-	-	-	-	-	-	-	-	853	-	-	-	-	-	-	-	-	
			Kharif	-	-	-	-	-	-	1692	-	-	-	-	-	-	-	-	-	
		2019-20	-	-	-	-	-	-	-	-	1044	-	-	-	-	-	-	-	-	
			Kharif	-	-	-	-	-	-	1753	-	-	-	-	-	-	-	-	-	
2020-21		-	-	-	-	-	-	-	-	-	-	-	-	-	-	-	-	-		
	Kharif	-	-	-	-	-	-	1801	-	-	-	-	-	-	-	-	-			
Pepper	-	2018-19	-	71667	-	-	-	-	-	-	-	-	-	-	-	-	-	-		
			-	72223	-	-	-	-	-	-	-	-	-	-	-	-	-	-		
		2019-20	Summer	-	-	-	-	-	-	-	-	-	-	-	-	-	-	-	28405	
			-	85554	-	-	-	-	-	-	-	-	-	-	-	-	-	-	-	
		2020-21	Kharif	-	-	-	-	-	-	-	-	-	-	-	-	-	-	-	-	32851
Summer			-	-	-	-	-	-	-	-	-	-	-	-	-	-	-	-	29421	
2021-22		-	85000	-	-	-	-	-	-	-	-	-	-	-	-	-	-	-		
		Summer	-	-	-	-	-	-	-	-	-	-	-	-	-	-	-	-	45078	
Potato		-	2018-19	-	-	-	1735	911	-	-	-	-	-	734	1850	-	1536	-	-	
				Kharif	-	-	-	-	-	-	-	-	-	-	-	-	2180	-	1524	1439
	Rabi			-	-	-	-	884	-	-	-	-	-	-	-	2230	-	1040	-	
	Summer			-	-	-	-	-	-	1891	-	-	-	-	-	-	-	-	-	

Crop-wise State-wise Weighted Average* of Farm Harvest Prices of Principal Crops in India

(Rs.per Quintal)

Crop Name	Variety	Year	Season \$	Kerala	Madhya Pradesh	Maharashtra	Manipur	Mizoram	Nagaland	Odisha	Puduchery	Punjab	Rajasthan	Tamil Nadu	Telangana	Tripura	Uttar Pradesh	Uttarakhand	
Paddy	Fine	2019-20	Kharif	-	-	-	-	-	-	-	-	-	-	-	-	-	-	-	
		2020-21	-	-	2517	-	-	-	-	1600	-	1697	-	-	-	-	-	-	-
			Kharif	-	-	-	-	-	-	-	-	-	-	-	-	-	-	-	-
		2021-22	-	-	2119	-	-	-	-	2000	-	1954	-	-	-	-	-	-	-
			Kharif	-	-	-	-	-	-	-	-	2167	-	-	-	-	-	-	-
	Local	2018-19	Kharif	-	-	-	-	-	-	-	-	-	-	-	-	-	-	-	-
			-	-	1643	-	-	-	-	-	-	-	-	-	-	-	-	-	-
		2020-21	Kharif	-	-	1668	-	-	-	-	-	-	-	-	-	-	-	-	-
			-	-	-	-	-	-	-	-	-	-	-	-	-	-	-	-	-
		2021-22	-	-	1666	-	-	-	-	-	-	1667	-	-	-	-	-	-	-
	Kharif		-	-	-	-	-	-	-	-	-	-	-	-	-	-	-	-	
	Medium	2018-19	-	-	-	-	-	-	-	-	-	-	-	-	-	-	-	-	-
			Kharif	-	1812	-	-	-	-	-	-	-	-	-	-	-	-	-	-
		2019-20	-	-	1736	-	-	-	-	-	-	-	-	-	-	-	-	-	-
			Kharif	-	-	-	-	-	-	-	-	-	-	-	-	-	-	-	-
		2020-21	-	-	1927	-	-	-	-	-	-	-	-	-	-	-	-	-	-
	Kharif		-	-	-	-	-	-	-	-	-	-	-	-	-	-	-	-	
	2021-22	-	-	1819	-	-	-	-	-	-	-	-	-	-	-	-	-	-	
Kharif		-	-	-	-	-	-	-	-	-	-	-	-	-	-	-	-		
Pepper	-	2018-19	-	33870	-	-	-	-	-	-	-	-	-	-	-	-	-	-	
			-	30725	-	-	-	-	-	-	-	-	-	-	-	-	-	-	
		2020-21	Summer	-	-	-	-	-	-	-	-	-	-	-	-	-	-	-	
			Kharif	-	-	-	-	-	-	-	-	-	-	-	-	-	-	-	
		2021-22	Summer	-	-	-	-	-	-	-	-	-	-	-	-	-	-	-	
			-	46120	-	-	-	-	-	-	-	-	-	-	51571	-	-	-	
Potato	-	2018-19	-	-	-	1356	2310	-	-	-	-	-	1930	-	1398	-	-		
Kharif	-		-	-	-	-	-	-	-	-	-	-	-	-	-	-			
Rabi	-		-	-	-	-	-	-	1213	-	-	1004	-	-	-	666	1607		
Summer	-		1305	-	-	-	-	-	-	-	-	-	-	-	-	-	-		

Crop-wise State-wise Weighted Average* of Farm Harvest Prices of Principal Crops in India

(Rs.per Quintal)

Crop Name	Variety	Year	Season \$	West Bengal
Paddy	Fine	2019-20	Kharif	-
			-	-
		2020-21	Kharif	-
			-	-
		2021-22	Kharif	-
	Rabi		-	
	Local	2018-19	Kharif	-
			-	-
		2019-20	Kharif	-
			-	-
		2020-21	Kharif	-
	-		-	
	Medium	2018-19	-	-
			Kharif	-
		2019-20	-	-
Kharif			-	
2020-21		-	-	
	Kharif	-		
2021-22	-	-		
	Kharif	-		
	Pepper	2018-19	-	-
			-	-
		2019-20	Summer	-
	-		-	
2020-21	Kharif	-		
	Summer	-		
2021-22	-	-		
	Summer	-		
Potato	-	2018-19	-	898
			Kharif	-
			Rabi	-
			Summer	-

Crop-wise State-wise Weighted Average* of Farm Harvest Prices of Principal Crops in India

(Rs.per Quintal)

Crop Name	Variety	Year	Season \$	Andaman & Nicobar	Andhra Pradesh	Assam	Bihar	Chandigarh	Chhattisgarh	Dadra & Nagar Haveli	Delhi	Goa	Gujarat	Haryana	Himachal Pradesh	Jammu & Kashmir	Jharkhand	Karnataka		
Potato		2018-19	Winter	-	-	-	-	-	1581	-	-	-	-	-	-	-	-	-		
		2019-20	-	-	-	1750	-	-	-	1600	-	-	-	870	1850	-	1555	1150	-	
			Kharif	-	-	-	-	-	-	-	-	-	-	-	-	2446	-	1450	1413	
			Rabi	-	-	-	914	-	-	-	-	-	-	-	-	2281	-	-	-	
			Summer	-	-	-	-	-	-	2225	-	-	-	-	-	-	-	-	-	
			Winter	-	-	-	-	-	-	1989	-	-	-	-	-	-	-	-	-	
		2020-21	-	-	-	1919	-	-	-	-	-	-	-	-	896	1850	-	2122	-	-
			Kharif	-	-	-	-	-	-	-	-	-	-	-	-	2341	-	-	2718	
			Rabi	-	-	-	1038	-	-	-	-	-	-	-	-	2176	-	1903	-	
			Summer	-	-	-	-	-	-	3382	-	-	-	-	-	-	-	1171	-	
			Winter	-	-	-	-	-	-	1988	-	-	-	-	-	-	-	-	-	
		2021-22	-	-	-	2014	-	-	-	-	-	-	-	-	1130	1145	-	2352	-	-
			Kharif	-	-	-	-	-	-	-	-	-	-	-	-	-	-	-	-	1950
			Rabi	-	-	-	1040	-	-	-	-	-	-	-	-	-	2120	-	1576	-
			Summer	-	-	-	-	-	-	2212	-	-	-	-	-	-	-	-	1236	-
			Winter	-	-	-	-	-	-	1971	-	-	-	-	-	-	-	-	-	-
	Aghani	2018-19	-	-	-	-	-	-	-	-	-	-	-	-	-	-	-	1831	-	
		2019-20	-	-	-	-	-	-	-	-	-	-	-	-	-	-	-	-	1715	-
			Kharif	-	-	-	915	-	-	-	-	-	-	-	-	-	-	-	-	-
		2020-21	-	-	-	-	-	-	-	-	-	-	-	-	-	-	-	-	2169	-
			Kharif	-	-	-	947	-	-	-	-	-	-	-	-	-	-	-	-	-
		2021-22	Kharif	-	-	-	1021	-	-	-	-	-	-	-	-	-	-	-	-	-
			Winter	-	-	-	-	-	-	-	-	-	-	-	-	-	-	-	2162	-
		Hills	2018-19	Summer	-	-	-	-	-	-	1643	-	-	-	-	-	-	-	-	-
				Winter	-	-	-	-	-	-	1562	-	-	-	-	-	-	-	-	-
			2019-20	Summer	-	-	-	-	-	-	2341	-	-	-	-	-	-	-	-	-
	Winter			-	-	-	-	-	-	2082	-	-	-	-	-	-	-	-	-	
	2020-21		Summer	-	-	-	-	-	-	2195	-	-	-	-	-	-	-	-	-	
Winter			-	-	-	-	-	-	2368	-	-	-	-	-	-	-	-	-		
2021-22	Summer		-	-	-	-	-	-	2272	-	-	-	-	-	-	-	-	-		
	Winter		-	-	-	-	-	-	2050	-	-	-	-	-	-	-	-	-		
Ragi		2018-19	-	-	-	-	-	-	3637	1918	-	-	2975	-	-	-	-	-		
			Kharif	-	1995	-	1124	-	-	-	-	-	-	-	-	-	-	-		

Crop-wise State-wise Weighted Average* of Farm Harvest Prices of Principal Crops in India

(Rs.per Quintal)

Crop Name	Variety	Year	Season \$	Kerala	Madhya Pradesh	Maharashtra	Manipur	Mizoram	Nagaland	Odisha	Puducherry	Punjab	Rajasthan	Tamil Nadu	Telangana	Tripura	Uttar Pradesh	Uttarakhand		
Potato		2018-19	Winter	-	1225	-	-	-	-	-	-	-	-	-	-	-	-	-		
		2019-20	-	-	-	-	1450	2877	-	1739	-	-	-	-	2022	-	1352	-	-	
			Kharif	-	-	-	-	-	-	-	-	-	-	-	-	-	-	-	-	1888
			Rabi	-	-	-	-	-	-	-	-	-	-	-	1418	-	-	-	987	2184
			Summer	-	2073	-	-	-	-	-	-	-	-	-	-	-	-	-	-	-
			Winter	-	1895	-	-	-	-	-	-	-	-	-	-	-	-	-	-	-
		2020-21	-	-	-	-	1832	2977	-	2028	-	-	-	-	-	2901	-	1409	-	-
			Kharif	-	-	-	-	-	-	-	-	-	-	-	-	-	-	-	-	2289
			Rabi	-	-	-	-	-	-	-	-	-	-	-	980	-	-	-	1156	2248
			Summer	-	2481	-	-	-	-	-	-	-	-	-	-	-	-	-	-	-
			Winter	-	1672	-	-	-	-	-	-	-	-	-	-	-	-	-	-	-
		2021-22	-	-	-	-	4906	3257	3000	1896	-	-	-	-	-	2147	-	1601	-	-
			Kharif	-	-	-	-	-	-	-	-	-	-	-	-	-	-	-	-	2217
			Rabi	-	-	-	-	-	-	-	-	-	-	-	1309	-	-	-	1104	2371
			Summer	-	1664	-	-	-	-	-	-	-	-	-	-	-	-	-	-	-
			Winter	-	1533	-	-	-	-	-	-	-	-	-	-	-	-	-	-	-
		Aghani	2018-19	-	-	-	-	-	-	-	-	-	-	-	-	-	-	-	-	-
			2019-20	-	-	-	-	-	-	-	-	-	-	-	-	-	-	-	-	-
				Kharif	-	-	-	-	-	-	-	-	-	-	-	-	-	-	-	-
			2020-21	-	-	-	-	-	-	-	-	-	-	-	-	-	-	-	-	-
	Kharif			-	-	-	-	-	-	-	-	-	-	-	-	-	-	-	-	-
	2021-22		Kharif	-	-	-	-	-	-	-	-	-	-	-	-	-	-	-	-	-
			Winter	-	-	-	-	-	-	-	-	-	-	-	-	-	-	-	-	-
	Hills		2018-19	Summer	-	1345	-	-	-	-	-	-	-	-	-	-	-	-	-	-
				Winter	-	1279	-	-	-	-	-	-	-	-	-	-	-	-	-	-
			2019-20	Summer	-	1790	-	-	-	-	-	-	-	-	-	-	-	-	-	-
		Winter		-	1864	-	-	-	-	-	-	-	-	-	-	-	-	-	-	-
2020-21		Summer	-	1865	-	-	-	-	-	-	-	-	-	-	-	-	-	-	-	
		Winter	-	1321	-	-	-	-	-	-	-	-	-	-	-	-	-	-	-	
2021-22		Summer	-	1635	-	-	-	-	-	-	-	-	-	-	-	-	-	-	-	
		Winter	-	1495	-	-	-	-	-	-	-	-	-	-	-	-	-	-	-	
Ragi		2018-19	-	-	-	-	-	-	-	-	-	-	-	2678	-	-	-	-		
		Kharif	-	-	-	-	-	-	-	-	2208	-	-	-	-	2401	-	-	-	

Crop-wise State-wise Weighted Average* of Farm Harvest Prices of Principal Crops in India

(Rs.per Quintal)

Crop Name	Variety	Year	Season \$	West Bengal	
Potato	-	2018-19	Winter	-	
		2019-20	-	1342	
			Kharif	-	
			Rabi	-	
			Summer	-	
			Winter	-	
		2020-21	-	1560	
			Kharif	-	
			Rabi	-	
			Summer	-	
			Winter	-	
		2021-22	-	1596	
			Kharif	-	
			Rabi	-	
			Summer	-	
	Winter		-		
	Aghani	2018-19	-	-	
		2019-20	-	-	
			Kharif	-	
		2020-21	-	-	
			Kharif	-	
	2021-22	Kharif	-		
	Hills	2018-19	Summer	-	
Winter			-		
2019-20		Summer	-		
		Winter	-		
2020-21		Summer	-		
		Winter	-		
2021-22		Summer	-		
		Winter	-		
Ragi		-	2018-19	-	-
				Kharif	-

Crop-wise State-wise Weighted Average* of Farm Harvest Prices of Principal Crops in India

(Rs.per Quintal)

Crop Name	Variety	Year	Season \$	Andaman & Nicobar	Andhra Pradesh	Assam	Bihar	Chandigarh	Chhattisgarh	Dadra & Nagar Haveli	Delhi	Goa	Gujarat	Haryana	Himachal Pradesh	Jammu & Kashmir	Jharkhand	Karnataka			
Ragi		2018-19	Rabi	-	2216	-	-	-	-	-	-	-	-	-	-	-	-	-			
		2019-20	-	-	-	-	-	-	2960	2058	-	-	1430	-	-	-	-	-			
			Kharif	-	2218	-	1143	-	-	-	-	-	-	-	-	-	-	-	-		
		2020-21	Rabi	-	2436	-	-	-	-	-	-	-	-	-	-	-	-	-	-		
			-	-	-	-	-	-	-	-	2628	-	-	-	2650	-	-	-	1955	-	
		2021-22	Kharif	-	2218	-	1169	-	-	-	-	-	-	-	-	-	-	-	-	-	
			Rabi	-	2191	-	-	-	-	-	-	-	-	-	-	-	-	-	-	-	
		2021-22	-	-	2305	-	-	-	-	-	3620	-	-	-	2946	-	4773	-	-	-	
			Kharif	-	2311	-	-	-	-	-	-	-	-	-	-	-	-	-	-	-	
		2021-22	Rabi	-	2288	-	-	-	-	-	-	-	-	-	-	-	-	-	-	-	
			-	-	-	-	-	-	1366	-	-	-	-	-	-	-	-	-	-	-	
		Bhadea	2021-22	Autum	-	-	-	-	-	-	-	-	-	-	-	-	-	-	2336	-	
	HYV	2018-19	Kharif	-	-	-	-	-	-	-	-	-	-	-	-	-	-	-	-	2424	
			Rabi	-	-	-	-	-	-	-	-	-	-	-	-	-	-	-	-	2390	
			Summer	-	-	-	-	-	-	-	-	-	-	-	-	-	-	-	-	2546	
		2019-20	Kharif	-	-	-	-	-	-	-	-	-	-	-	-	-	-	-	-	-	2376
			Rabi	-	-	-	-	-	-	-	-	-	-	-	-	-	-	-	-	-	2275
			Summer	-	-	-	-	-	-	-	-	-	-	-	-	-	-	-	-	-	2178
		2020-21	Kharif	-	-	-	-	-	-	-	-	-	-	-	-	-	-	-	-	-	2466
			Rabi	-	-	-	-	-	-	-	-	-	-	-	-	-	-	-	-	-	2521
			Summer	-	-	-	-	-	-	-	-	-	-	-	-	-	-	-	-	-	2027
		2021-22	Kharif	-	-	-	-	-	-	-	-	-	-	-	-	-	-	-	-	-	2510
			Rabi	-	-	-	-	-	-	-	-	-	-	-	-	-	-	-	-	-	2797
Summer			-	-	-	-	-	-	-	-	-	-	-	-	-	-	-	-	-	2973	
Local	2021-22	Kharif	-	-	-	-	-	-	-	-	-	-	-	-	-	-	-	-	1804		
		Rabi	-	-	-	-	-	-	-	-	-	-	-	-	-	-	-	-	2043		
		Summer	-	-	-	-	-	-	-	-	-	-	-	-	-	-	-	-	2373		
Rape/Mustard	2018-19	-	-	-	2939	-	-	-	5732	-	-	-	3521	-	4174	3910	-	-			
		Rabi	-	-	-	-	3333	-	-	-	-	-	-	-	-	-	-	4776	-		
	2019-20	-	-	-	2996	-	-	-	-	-	-	-	3526	-	4938	4043	-	-			
		Rabi	-	-	-	-	3535	-	-	-	-	-	-	-	-	-	-	4867	-		
	2020-21	-	-	-	3220	-	-	-	-	-	-	-	-	4061	-	6793	5977	-	-		
Rabi		-	-	-	-	4336	-	-	-	-	-	-	-	-	-	-	6539	-			

Crop-wise State-wise Weighted Average* of Farm Harvest Prices of Principal Crops in India

(Rs.per Quintal)

Crop Name	Variety	Year	Season \$	Kerala	Madhya Pradesh	Maharashtra	Manipur	Mizoram	Nagaland	Odisha	Puducherry	Punjab	Rajasthan	Tamil Nadu	Telangana	Tripura	Uttar Pradesh	Uttarakhand		
Ragi	-	2018-19	Rabi	-	-	-	-	-	-	-	-	-	-	-	2289	-	-	-		
		2019-20	-	-	-	3237	-	-	-	2135	2549	-	-	-	2970	-	-	-	-	
			Kharif	-	-	-	-	-	-	-	-	-	-	-	-	2191	-	-	-	2510
		2020-21	Rabi	-	-	-	-	-	-	-	-	-	-	-	-	2106	-	-	-	-
			-	-	-	-	-	-	-	-	-	2499	-	-	-	3147	-	-	-	-
		2021-22	Kharif	-	-	-	-	-	-	-	-	-	-	-	-	2585	-	-	-	2112
			Rabi	-	-	-	-	-	-	-	-	-	-	-	-	2800	-	-	-	-
		2021-22	-	-	-	-	-	-	-	-	-	2452	2136	-	-	3027	-	-	-	-
			Kharif	-	-	-	-	-	-	-	-	-	-	-	-	2877	-	-	-	2182
		2021-22	Rabi	-	-	-	-	-	-	-	-	-	-	-	-	3006	-	-	-	-
			Bhadea	2021-22	-	-	-	-	-	-	-	-	-	-	-	-	-	-	-	-
		HYV	2018-19	Kharif	-	-	-	-	-	-	-	-	-	-	-	-	-	-	-	-
				Rabi	-	-	-	-	-	-	-	-	-	-	-	-	-	-	-	-
				Summer	-	-	-	-	-	-	-	-	-	-	-	-	-	-	-	-
	2019-20		Kharif	-	-	-	-	-	-	-	-	-	-	-	-	-	-	-	-	-
			Rabi	-	-	-	-	-	-	-	-	-	-	-	-	-	-	-	-	-
			Summer	-	-	-	-	-	-	-	-	-	-	-	-	-	-	-	-	-
	2020-21		Kharif	-	-	-	-	-	-	-	-	-	-	-	-	-	-	-	-	-
			Rabi	-	-	-	-	-	-	-	-	-	-	-	-	-	-	-	-	-
			Summer	-	-	-	-	-	-	-	-	-	-	-	-	-	-	-	-	-
	2021-22		Kharif	-	-	-	-	-	-	-	-	-	-	-	-	-	-	-	-	-
			Rabi	-	-	-	-	-	-	-	-	-	-	-	-	-	-	-	-	-
			Summer	-	-	-	-	-	-	-	-	-	-	-	-	-	-	-	-	-
	Local		2021-22	Kharif	-	-	-	-	-	-	-	-	-	-	-	-	-	-	-	-
		Rabi		-	-	-	-	-	-	-	-	-	-	-	-	-	-	-	-	
		Summer		-	-	-	-	-	-	-	-	-	-	-	-	-	-	-	-	
	Rape/Mustard	-	2018-19	-	-	-	-	-	-	-	-	-	3729	-	-	-	5961	-	-	
Rabi				-	3949	-	3000	-	-	4982	-	-	3561	-	-	-	-	3778	3825	
2019-20			-	-	-	4912	-	-	-	4912	-	4049	-	-	-	-	-	-	-	
			Rabi	-	4037	-	3200	-	-	-	-	-	3928	-	-	-	-	-	3739	4772
2020-21			-	-	-	5527	-	-	-	-	5697	-	4929	-	-	-	-	-	-	
	Rabi	-	4985	-	3504	-	-	-	-	-	-	5637	-	-	-	-	5308	5128		

Crop-wise State-wise Weighted Average* of Farm Harvest Prices of Principal Crops in India

(Rs.per Quintal)

Crop Name	Variety	Year	Season \$	West Bengal	
Ragi	-	2018-19	Rabi	-	
			-	-	
		2019-20	Kharif	-	
			Rabi	-	
		2020-21	-	-	
			Kharif	-	
		Rabi	-		
		2021-22	-	-	
			Kharif	-	
		Rabi	-		
		Bhadea	2021-22	-	-
				Autum	-
	HYV	2018-19	Kharif	-	
			Rabi	-	
			Summer	-	
		2019-20	Kharif	-	
			Rabi	-	
			Summer	-	
		2020-21	Kharif	-	
			Rabi	-	
			Summer	-	
2021-22		Kharif	-		
		Rabi	-		
		Summer	-		
Local	2021-22	Kharif	-		
		Rabi	-		
		Summer	-		
Rape/Mustard	-	2018-19	-	-	
			Rabi	3909	
		2019-20	-	-	
			Rabi	3945	
2020-21	-	-			
	Rabi	4671			

Crop-wise State-wise Weighted Average* of Farm Harvest Prices of Principal Crops in India

(Rs.per Quintal)

Crop Name	Variety	Year	Season \$	Andaman & Nicobar	Andhra Pradesh	Assam	Bihar	Chandigarh	Chhattisgarh	Dadra & Nagar Haveli	Delhi	Goa	Gujarat	Haryana	Himachal Pradesh	Jammu & Kashmir	Jharkhand	Karnataka		
Rape/Mustard		2021-22	-	-	-	3335	-	-	-	-	-	-	5463	-	6350	7111	-	-		
			Rabi	-	-	-	4782	-	7047	-	-	-	-	-	-	-	-	-	5909	-
Rice		2018-19	-	-	-	-	-	-	-	-	-	-	-	2947	-	-	-	-		
			-	-	-	-	-	-	-	-	-	-	-	-	2913	-	-	-	-	
		2019-20	Kharif	-	-	-	-	-	-	-	-	-	-	-	-	-	-	-	-	
			-	-	-	-	-	-	-	-	-	-	-	-	-	2913	-	-	-	-
		2020-21	Kharif	-	-	-	-	-	-	-	-	-	-	-	-	-	-	-	-	
			-	-	-	-	-	-	-	-	-	-	-	-	-	2913	2762	-	-	-
	2021-22	Kharif	-	-	-	-	-	-	-	-	-	-	-	-	-	-	-	-		
		-	-	-	-	-	-	-	-	-	-	-	-	-	-	-	-	-		
	Coarse		2018-19	Kharif	-	-	-	-	-	2366	-	-	-	-	-	-	-	-	-	
				2019-20	Kharif	-	-	-	-	-	2383	-	-	-	-	-	-	-	-	-
				2021-22	Kharif	-	-	-	-	-	2491	-	-	-	-	-	-	-	-	-
	Fine		2018-19	Kharif	-	-	-	-	-	4616	-	-	-	-	-	-	-	-	-	
				-	-	-	-	-	-	-	-	-	-	-	-	-	-	-	-	
			2019-20	Kharif	-	-	-	-	-	-	4453	-	-	-	-	-	-	-	-	-
				-	-	-	-	-	-	-	-	-	-	-	-	-	-	-	-	-
			2020-21	Kharif	-	-	-	-	-	-	4598	-	-	-	-	-	-	-	-	-
	-	-		-	-	-	-	-	-	-	-	-	-	-	-	-	-	-		
	Local		2019-20	-	-	-	-	-	-	-	-	-	-	-	-	-	-	-	-	
				2020-21	-	-	-	-	-	-	-	-	-	-	-	-	-	-	-	
				2021-22	-	-	-	-	-	-	-	-	-	-	-	-	-	-	-	
Medium		2018-19	Kharif	-	-	-	-	-	3051	-	-	-	-	-	-	-	-	-		
			-	-	-	-	-	-	-	-	-	-	-	-	-	-	-			
		2019-20	Kharif	-	-	-	-	-	-	3203	-	-	-	-	-	-	-	-		
			-	-	-	-	-	-	-	-	-	-	-	-	-	-	-	-		
		2020-21	Kharif	-	-	-	-	-	-	3170	-	-	-	-	-	-	-	-		
-	-		-	-	-	-	-	-	-	-	-	-	-	-	-	-				
Sannhemp		2018-19	-	-	-	-	-	-	4091	-	-	-	-	18500	-	-	-			
			-	-	-	-	-	-	-	4280	4600	-	-	-	18500	-	-			
		2019-20	Kharif	-	-	-	-	-	-	-	-	-	-	-	-	-	-			
2020-21	-	-	-	-	-	-	-	2926	-	-	-	-	18500	-	-					

Crop-wise State-wise Weighted Average* of Farm Harvest Prices of Principal Crops in India

(Rs.per Quintal)

Crop Name	Variety	Year	Season \$	Kerala	Madhya Pradesh	Maharashtra	Manipur	Mizoram	Nagaland	Odisha	Puducherry	Punjab	Rajasthan	Tamil Nadu	Telangana	Tripura	Uttar Pradesh	Uttarakhand		
Rape/Mustard	-	2021-22	-	-	-	6175	-	-	-	6259	-	5471	-	-	-	-	-	-		
			Rabi	-	5872	-	-	-	-	-	-	-	-	6431	9202	-	-	6320	5627	
Rice	-	2018-19	-	-	-	-	-	-	-	-	-	1769	2701	-	-	-	-	-		
			-	-	-	-	-	-	-	-	-	-	1835	-	-	-	-	-		
		2019-20	Kharif	-	-	-	-	-	-	-	-	-	-	2609	-	-	-	-	-	
			-	-	-	-	-	-	-	-	-	-	-	1893	-	-	-	-	-	
		2020-21	Kharif	-	-	-	-	-	-	-	-	-	-	2960	-	-	-	-	-	
			-	-	-	-	-	-	-	-	-	-	-	2924	-	4255	-	-	-	
		2021-22	Kharif	-	-	-	-	-	-	-	-	-	-	3142	-	-	-	-	-	
			-	-	-	-	-	-	-	-	-	-	-	-	-	-	-	-	-	
		Coarse	2018-19	Kharif	-	2475	-	-	-	-	-	-	-	-	-	-	-	-	-	-
			2019-20	Kharif	-	-	-	-	-	-	-	-	-	-	-	-	-	-	-	-
	2021-22		Kharif	-	-	-	-	-	-	-	-	-	-	-	-	-	-	-	-	
	Fine	2018-19	Kharif	-	3973	-	-	-	-	-	-	-	-	-	-	-	-	-	-	
			-	-	4135	-	-	-	-	-	-	-	-	-	-	-	-	-	-	
		2019-20	Kharif	-	-	-	-	-	-	-	-	-	-	-	-	-	-	-	-	-
			-	-	4303	-	-	-	-	-	-	-	-	-	-	-	-	-	-	-
		2021-22	Kharif	-	4322	-	-	-	-	-	-	-	-	-	-	-	-	-	-	-
			-	-	-	-	-	-	-	-	-	-	-	-	-	-	-	-	-	-
	Local	2019-20	-	-	2715	-	-	-	-	-	-	-	-	-	-	-	-	-	-	
		2020-21	-	-	2717	-	-	-	-	-	-	-	-	-	-	-	-	-	-	
		2021-22	-	-	2811	-	-	-	-	-	-	-	-	-	-	-	-	-	-	
	Medium	2018-19	Kharif	-	3213	-	-	-	-	-	-	-	-	-	-	-	-	-	-	
			-	-	3407	-	-	-	-	-	-	-	-	-	-	-	-	-	-	
		2019-20	Kharif	-	-	-	-	-	-	-	-	-	-	-	-	-	-	-	-	-
			-	-	3329	-	-	-	-	-	-	-	-	-	-	-	-	-	-	-
2021-22		Kharif	-	-	-	-	-	-	-	-	-	-	-	-	-	-	-	-	-	
		-	-	3297	-	-	-	-	-	-	-	-	-	-	-	-	-	-	-	
Sannhemp	-	2018-19	-	-	3215	-	-	-	-	-	-	-	2966	-	-	-	-	-		
			-	-	4375	-	-	-	-	-	-	-	-	-	-	-	-	-		
		2019-20	Kharif	-	-	-	-	-	-	-	-	-	-	6292	-	-	-	3675	-	
			-	-	4113	-	-	-	-	-	-	-	-	-	-	-	-	-	-	

Crop-wise State-wise Weighted Average* of Farm Harvest Prices of Principal Crops in India

(Rs.per Quintal)

Crop Name	Variety	Year	Season \$	West Bengal
Rape/Mustard	-	2021-22	-	-
			Rabi	5407
Rice	-	2018-19	-	-
		2019-20	-	-
			Kharif	-
		2020-21	-	-
			Kharif	-
		2021-22	-	-
			Kharif	-
		Coarse	2018-19	Kharif
	2019-20		Kharif	-
	2021-22		Kharif	-
	Fine	2018-19	Kharif	-
		2019-20	-	-
			Kharif	-
		2020-21	-	-
			Kharif	-
	2021-22	-	-	
		Kharif	-	
	Local	2019-20	-	-
		2020-21	-	-
		2021-22	-	-
Medium	2018-19	Kharif	-	
	2019-20	-	-	
		Kharif	-	
	2020-21	-	-	
		Kharif	-	
2021-22	-	-		
	Kharif	-		
Sannhemp	-	2018-19	-	-
		2019-20	-	-
			Kharif	-
2020-21	-	-		

Crop-wise State-wise Weighted Average* of Farm Harvest Prices of Principal Crops in India

(Rs.per Quintal)

Crop Name	Variety	Year	Season \$	Andaman & Nicobar	Andhra Pradesh	Assam	Bihar	Chandigarh	Chhattisgarh	Dadra & Nagar Haveli	Delhi	Goa	Gujarat	Haryana	Himachal Pradesh	Jammu & Kashmir	Jharkhand	Karnataka		
Sannhemp		2020-21	Kharif	-	-	-	-	-	-	-	-	-	-	-	-	-	-	-		
		2021-22	Kharif	-	-	-	-	-	4327	-	-	-	-	-	-	-	-	-	-	
Sesamum		2018-19	-	5500	-	6272	4703	-	-	-	-	-	9538	9138	11105	6497	-	-		
			Kharif	-	-	-	4358	-	11599	-	-	-	-	-	-	-	-	9850	9197	
			Rabi	-	-	-	6500	-	12771	-	-	-	-	-	-	-	-	-	-	7115
			Summer	-	-	-	-	-	-	-	-	-	-	-	-	-	-	-	-	9320
		2019-20	-	7500	-	6315	-	-	-	-	-	-	-	-	9107	9138	11358	6530	9921	-
			Kharif	-	-	-	4709	-	11890	-	-	-	-	-	-	-	-	-	8499	9021
			Rabi	-	-	-	6621	-	11403	-	-	-	-	-	-	-	-	-	-	-
		2020-21	-	7500	-	6865	-	-	-	-	-	-	-	-	7830	-	11333	8030	11787	-
			Kharif	-	6967	-	4600	-	12654	-	-	-	-	-	9138	-	-	-	-	7076
			Rabi	-	7371	-	6655	-	11548	-	-	-	-	-	-	-	-	-	-	7717
			Summer	-	-	-	-	-	-	-	-	-	-	-	-	-	-	-	-	7135
		2021-22	-	7500	8614	7003	-	-	-	-	-	-	-	-	8616	-	11970	6849	-	-
	Kharif		-	7371	-	4894	-	10626	-	-	-	-	-	9138	-	-	-	-	7955	
	Rabi		-	9138	-	6672	-	11294	-	-	-	-	-	-	-	-	-	-	-	
	Winter		-	-	-	-	-	-	-	-	-	-	-	-	-	-	-	10622	-	
	Bhadea	2018-19	Kharif	-	-	-	-	-	-	-	-	-	-	-	-	-	-	8390	-	
2020-21		Kharif	-	-	-	4783	-	-	-	-	-	-	-	-	-	-	-	-		
2021-22		-	-	-	5173	-	-	-	-	-	-	-	-	-	-	-	-	-		
		2021-22	Autum	-	-	-	-	-	-	-	-	-	-	-	-	-	10693	-		
Soyabean		2018-19	-	-	-	-	-	-	3098	-	-	-	-	-	5356	-	-	-		
			Kharif	-	-	-	-	-	-	-	-	-	-	-	-	-	-	-	3031	
		2019-20	-	-	-	-	-	-	-	3670	-	-	-	-	-	6786	-	-	-	
			Kharif	-	-	-	-	-	-	-	-	-	-	-	-	-	-	-	-	3545
					Rabi	-	-	-	-	-	-	-	-	-	-	-	-	-	-	3697
		2020-21	-	-	-	-	-	-	-	4107	-	-	-	-	3908	-	7190	-	-	-
			Kharif	-	-	-	-	-	-	-	-	-	-	-	-	-	-	-	-	3899
		2021-22	-	-	-	-	-	-	-	4289	-	-	-	-	6135	-	7535	-	-	-
Kharif	-		-	-	-	-	-	-	-	-	-	-	-	-	-	-	-	5011		
			Rabi	-	-	-	-	-	-	-	-	-	-	-	-	-	-	-		

Crop-wise State-wise Weighted Average* of Farm Harvest Prices of Principal Crops in India

(Rs.per Quintal)

Crop Name	Variety	Year	Season \$	Kerala	Madhya Pradesh	Maharashtra	Manipur	Mizoram	Nagaland	Odisha	Puducherry	Punjab	Rajasthan	Tamil Nadu	Telangana	Tripura	Uttar Pradesh	Uttarakhand		
Sannhemp		2020-21	Kharif	-	-	-	-	-	-	-	-	-	5440	-	-	-	-	-		
		2021-22	-	-	4125	-	-	-	-	-	-	-	-	-	-	-	-	-	-	
Sesamum		2018-19	-	-	-	-	-	8647	-	-	5070	-	10096	-	-	5000	-	-		
			Kharif	-	8355	10296	-	-	-	-	5990	-	-	-	-	-	-	-	5252	-
			Rabi	-	5237	-	-	-	-	-	-	-	-	-	-	-	-	-	-	-
			Summer	-	-	-	-	-	-	-	-	-	-	-	-	-	-	-	-	-
		2019-20	-	-	-	9624	-	7320	-	6247	-	-	-	-	-	-	-	-	-	-
			Kharif	-	8527	-	-	-	-	-	-	-	7318	9439	-	-	-	-	8335	8047
			Rabi	-	15000	-	-	-	-	-	-	-	-	-	-	-	-	-	-	-
		2020-21	-	-	-	8259	-	9068	-	6743	6439	-	-	-	-	-	-	-	-	-
			Kharif	-	9336	-	-	-	-	-	-	-	10181	8748	11316	8495	-	7970	8114	
			Rabi	-	-	-	-	-	-	-	-	-	-	-	-	8040	-	-	-	
		2021-22	Summer	-	-	-	-	-	-	-	-	-	-	-	-	-	-	-	-	-
			-	-	-	9995	-	9306	-	7704	12600	-	-	-	-	-	-	-	-	-
	Kharif		-	9700	-	-	-	-	-	-	-	7226	9341	9596	8532	-	8198	8304		
		Rabi	-	-	-	-	-	-	-	-	-	-	-	-	8339	-	-	-		
		Winter	-	-	-	-	-	-	-	-	-	-	-	-	-	-	-	-		
2018-19		Kharif	-	-	-	-	-	-	-	-	-	-	-	-	-	-	-			
Bhadea	2020-21	Kharif	-	-	-	-	-	-	-	-	-	-	-	-	-	-	-			
	2021-22	-	-	-	-	-	-	-	-	-	-	-	-	-	-	-	-			
Soyabean		2018-19	-	-	-	-	-	7238	-	-	-	-	-	-	-	-	-	-		
			Kharif	-	3300	3401	-	-	-	-	-	-	-	-	-	3197	-	2854	-	
		2019-20	-	-	-	3597	-	7269	-	-	-	-	-	-	-	-	-	-	-	
			Kharif	-	3655	-	-	-	-	-	-	-	-	-	-	3568	-	-	4129	
		2020-21	Rabi	-	-	-	-	-	-	-	-	-	-	-	-	-	-	-	-	
			-	-	-	5166	-	7668	-	-	-	-	-	-	-	-	-	-	-	
		2021-22	Kharif	-	4107	-	-	-	-	-	-	-	-	-	-	3698	-	-	6237	
			-	-	-	5986	-	7753	8000	-	-	-	-	-	-	-	-	-	-	
			Kharif	-	5499	-	-	-	-	-	-	-	-	-	-	4918	-	-	6255	
		Rabi	-	-	-	-	-	-	-	-	-	-	-	-	4142	-	-	-		

Crop-wise State-wise Weighted Average* of Farm Harvest Prices of Principal Crops in India

(Rs.per Quintal)

Crop Name	Variety	Year	Season \$	Andaman & Nicobar	Andhra Pradesh	Assam	Bihar	Chandigarh	Chhattisgarh	Dadra & Nagar Haveli	Delhi	Goa	Gujarat	Haryana	Himachal Pradesh	Jammu & Kashmir	Jharkhand	Karnataka			
Sugar Raw		2018-19	-	-	-	-	-	-	4380	-	-	-	-	-	-	-	-	-	-		
			Kharif	-	2770	-	-	-	-	-	-	-	-	-	-	-	-	-	-	-	
		2019-20	-	-	-	-	-	-	-	4267	-	-	-	-	-	-	-	-	-	-	
			2020-21	-	-	-	-	-	-	-	-	-	-	-	-	-	-	-	-	-	
		2021-22	-	-	3166	4494	-	-	-	4609	-	-	-	-	-	-	5234	-	-	-	
			Kharif	-	3166	-	-	-	-	-	-	-	-	-	-	-	-	-	-	-	
Sugarcane		2018-19	-	3500	-	1339	-	-	-	-	-	300	-	399	6700	-	-	-			
			Kharif	-	-	-	-	-	-	-	-	-	-	-	-	-	-	-	309		
			Rabi	-	-	-	-	-	-	-	-	-	-	-	-	-	-	-	-		
			Summer	-	-	-	-	-	-	-	-	-	-	-	-	-	-	-	-	2714	
		2019-20	-	3500	-	1352	-	-	-	-	-	-	-	300	-	399	-	-	-	-	
			Kharif	-	-	-	-	-	-	-	-	-	-	-	-	-	-	-	-	-	
		2020-21	-	5222	-	1458	-	-	-	-	-	-	-	300	-	399	-	-	-	-	
			Kharif	-	-	-	-	-	-	-	-	-	-	-	-	-	-	-	-	2979	
			Rabi	-	-	-	-	-	-	-	-	-	-	-	-	-	-	-	-	3713	
			Summer	-	-	-	-	-	-	-	-	-	-	-	-	-	-	-	-	2475	
		2021-22	-	5600	-	1496	-	-	-	-	-	-	-	-	-	362	700	2196	-	-	
			Kharif	-	-	-	-	-	-	-	-	-	-	-	-	-	-	-	-	-	
					Summer	-	-	-	-	-	-	-	-	-	-	-	-	-	-	-	2808
		Sunflower		2018-19	Kharif	-	3419	-	-	-	-	-	-	-	-	-	-	-	-	-	3385
Rabi	-				3928	-	-	-	-	-	-	-	-	-	-	-	-	-	-	3558	
Summer	-				-	-	-	-	-	-	-	-	-	-	-	-	-	-	-	3333	
2019-20	-			-	-	-	-	-	-	-	-	-	-	-	-	-	-	-	-	-	
	Kharif			-	3762	-	-	-	-	-	-	-	-	-	-	-	-	-	-	-	3696
	Rabi			-	3915	-	-	-	-	-	-	-	-	-	-	-	-	-	-	-	3662
					Summer	-	-	-	-	-	-	-	-	-	-	-	-	-	-	-	3686
2020-21	-			-	-	-	-	-	-	-	-	-	-	-	-	-	-	-	-	-	
	Kharif			-	4705	-	-	-	-	-	-	-	-	-	-	-	-	-	-	-	4314
	Rabi			-	6027	-	-	-	-	-	-	-	-	-	-	-	-	-	-	-	6130
					Summer	-	-	-	-	-	-	-	-	-	-	-	-	-	-	-	5613
2021-22	-			-	6880	-	-	-	-	-	-	-	-	-	-	-	-	-	-	-	5408
	Kharif			-	5016	-	-	-	-	-	-	-	-	-	-	-	-	-	-	-	5479
	Rabi	-	7142	-	-	-	-	-	-	-	-	-	-	-	-	-	-	-	5849		

Crop-wise State-wise Weighted Average* of Farm Harvest Prices of Principal Crops in India

(Rs.per Quintal)

Crop Name	Variety	Year	Season \$	Kerala	Madhya Pradesh	Maharashtra	Manipur	Mizoram	Nagaland	Odisha	Puducherry	Punjab	Rajasthan	Tamil Nadu	Telangana	Tripura	Uttar Pradesh	Uttarakhand				
Sugar Raw		2018-19	-	-	-	-	-	-	-	-	-	-	-	-	-	-	-	-	-			
			Kharif	-	-	-	-	-	-	-	-	-	-	-	-	-	-	-	-	-	-	
		2019-20	-	-	-	-	-	-	-	-	-	-	-	-	-	-	-	-	-	-	-	
		2020-21	-	-	-	-	-	-	-	-	-	-	-	-	4429	-	-	3444	-	-	-	
		2021-22	-	-	4215	-	-	-	-	-	-	-	-	-	4392	-	-	3381	-	-	-	
Sugarcane		2018-19	-	5000	-	-	716	1690	-	-	-	310	-	-	-	-	-	-	-	-		
			Kharif	-	-	-	-	-	-	-	-	-	-	-	-	-	270	-	289	-	-	
			Rabi	-	-	-	-	-	-	-	339	-	-	-	-	-	-	-	-	-	-	-
			Summer	-	-	-	-	-	-	-	-	-	-	-	-	-	-	-	-	-	-	-
		2019-20	-	-	-	-	800	2165	-	359	-	310	-	-	-	-	-	-	-	-	-	
		Kharif	-	-	-	-	-	-	-	-	-	-	-	-	-	314	-	285	363	-	-	
		2020-21	-	-	-	-	1197	1946	-	395	-	311	-	-	-	-	-	-	-	-	-	
			Kharif	-	-	-	-	-	-	-	-	-	-	-	-	314	-	279	344	-	-	
			Rabi	-	-	-	-	-	-	-	-	-	-	-	-	-	-	-	-	-	-	
			Summer	-	-	-	-	-	-	-	-	-	-	-	-	-	-	-	-	-	-	
		2021-22	-	-	-	-	1050	2261	-	369	-	360	-	-	-	-	-	-	-	-		
		Kharif	-	-	-	-	-	-	-	-	-	-	-	-	-	363	-	302	366	-		
Summer	-	-	-	-	-	-	-	-	-	-	-	-	-	-	-	-	-	-				
Sunflower		2018-19	Kharif	-	-	3534	-	-	-	-	-	-	-	-	-	-	-	-	-			
			Rabi	-	-	-	-	-	-	-	-	-	-	-	-	4033	-	-	-	-		
			Summer	-	-	-	-	-	-	-	-	-	-	-	-	-	-	-	-	-		
		2019-20	-	-	-	3480	-	-	-	-	-	-	-	-	-	-	-	-	-	-		
			Kharif	-	-	-	-	-	-	-	-	-	-	-	-	-	3845	-	-	-		
			Rabi	-	-	-	-	-	-	-	-	-	-	-	-	-	3031	-	-	-		
			Summer	-	-	-	-	-	-	-	-	-	-	-	-	-	-	-	-	-		
		2020-21	-	-	-	5074	-	-	-	-	-	-	-	-	-	-	-	-	-	-		
			Kharif	-	-	-	-	-	-	-	-	-	-	-	-	-	5914	-	-	-		
			Rabi	-	-	-	-	-	-	-	-	-	-	-	-	-	5919	-	-	-		
			Summer	-	-	-	-	-	-	-	-	-	-	-	-	-	-	-	-	-		
		2021-22	-	-	-	5542	-	-	-	-	-	-	-	-	-	6054	-	-	-	-		
Kharif	-		-	-	-	-	-	-	-	-	-	-	-	-	5426	-	-	-				
Rabi	-		-	-	-	-	-	-	-	-	-	-	-	-	6214	-	-	-				

Crop-wise State-wise Weighted Average* of Farm Harvest Prices of Principal Crops in India

(Rs.per Quintal)

Crop Name	Variety	Year	Season \$	Andaman & Nicobar	Andhra Pradesh	Assam	Bihar	Chandigarh	Chhattisgarh	Dadra & Nagar Haveli	Delhi	Goa	Gujarat	Haryana	Himachal Pradesh	Jammu & Kashmir	Jharkhand	Karnataka		
Tapioca	-	2018-19	-	4878	-	-	-	-	-	-	-	-	-	-	-	-	-	-		
		2019-20	-	3720	-	-	-	-	-	-	-	-	-	-	-	-	-	-	-	
		2020-21	-	4554	-	-	-	-	-	-	-	-	-	-	-	-	-	-	-	
		2021-22	-	4800	-	-	-	-	-	-	-	-	-	-	-	-	-	-	-	
Tobacco	-	2018-19	-	-	-	8501	-	-	13516	-	-	-	4318	-	-	4000	-	-		
			Kharif	-	-	-	-	-	-	-	-	-	-	-	-	-	-	-	15657	
			Rabi	-	15573	-	-	-	-	-	-	-	-	-	-	-	-	-	-	
		2019-20	-	-	-	8501	-	-	-	13284	-	-	-	-	5364	-	-	-	-	-
			Kharif	-	-	-	-	-	-	-	-	-	-	-	-	-	-	-	-	-
			Rabi	-	14913	-	-	-	-	-	-	-	-	-	-	-	-	-	-	-
		2020-21	-	-	-	8545	-	-	-	17623	-	-	-	-	5978	-	-	-	-	-
			Kharif	-	-	-	-	-	-	-	-	-	-	-	-	-	-	-	-	17188
			Rabi	-	18918	-	-	-	-	-	-	-	-	-	-	-	-	-	-	-
		2021-22	-	-	-	8562	-	-	-	20944	-	-	-	-	6000	-	-	-	-	-
			Kharif	-	-	-	-	-	-	-	-	-	-	-	-	-	-	-	-	-
			Rabi	-	18088	-	-	-	-	-	-	-	-	-	-	-	-	-	-	-
	Calcuttia	-	2021-22	Summer	-	-	-	-	-	-	-	-	-	-	-	-	-	-	-	
				-	-	18088	8562	-	-	20944	-	-	-	6000	-	-	-	-	-	-
				Kharif	-	-	-	-	-	-	-	-	-	-	-	-	-	-	-	-
	2021-22	Rabi	-	18088	-	-	-	-	-	-	-	-	-	-	-	-	-	-	-	
Summer		-	-	-	-	-	-	-	-	-	-	-	-	-	-	-	-	16070		
Rabi		-	-	-	-	-	-	-	-	-	-	-	-	-	-	-	-	-		
Torja	-	2020-21	-	-	-	-	-	-	-	-	-	-	-	-	-	-	-	-		
		2021-22	-	-	-	-	-	-	-	-	-	-	-	-	7888	-	-	-		
Tur Arhar	-	2018-19	-	-	-	7047	-	-	-	5188	-	-	4800	-	-	-	-	-		
			Kharif	-	5114	-	-	-	-	-	-	-	-	-	-	-	-	6207	4021	
			Rabi	-	4851	-	4803	-	-	-	-	-	-	-	-	-	-	5934	3787	
		2019-20	-	-	-	7071	-	-	-	-	5680	-	-	4860	-	-	-	-	6961	-
			Kharif	-	5139	-	-	-	-	-	-	-	-	-	-	-	-	-	-	4589
			Rabi	-	4989	-	4763	-	-	-	-	-	-	-	-	-	-	-	6142	5069
		2020-21	-	-	-	7562	-	-	-	-	-	-	-	5337	-	-	-	-	6597	-
			Kharif	-	5792	-	-	-	-	-	-	-	-	-	-	-	-	-	-	5156
			Rabi	-	5896	-	5006	-	-	-	-	-	-	-	-	-	-	-	6238	5039
			Summer	-	-	-	-	-	-	-	-	-	-	-	-	-	-	-	-	4382

Crop-wise State-wise Weighted Average* of Farm Harvest Prices of Principal Crops in India

(Rs.per Quintal)

Crop Name	Variety	Year	Season \$	Kerala	Madhya Pradesh	Maharashtra	Manipur	Mizoram	Nagaland	Odisha	Puducherry	Punjab	Rajasthan	Tamil Nadu	Telangana	Tripura	Uttar Pradesh	Uttarakhand	
Tapioca	-	2018-19	-	1884	-	-	-	1614	-	-	-	-	-	1659	-	-	-	-	
		2019-20	-	1926	-	-	-	1981	-	-	-	-	-	1803	-	-	-	-	
		2020-21	-	1520	-	-	-	2028	-	-	-	-	-	2205	-	-	-	-	
		2021-22	-	1542	-	-	-	2224	-	-	-	-	-	1861	-	-	-	-	
Tobacco	-	2018-19	-	-	12042	-	-	38636	-	-	-	-	-	-	-	-	-	-	
			Kharif	-	-	-	-	-	-	-	-	-	-	-	11014	-	-	-	
			Rabi	-	-	-	-	-	-	-	-	-	-	-	11421	-	3727	-	
		2019-20	-	-	10948	-	-	38107	-	-	-	-	-	-	-	-	-	-	-
			Kharif	-	-	-	-	-	-	-	-	-	-	-	-	7375	-	-	-
			Rabi	-	-	-	-	-	-	-	-	-	-	-	6683	-	4028	-	
		2020-21	-	-	15967	-	-	39172	-	-	-	-	-	-	-	-	-	-	-
			Kharif	-	-	-	-	-	-	-	-	-	-	-	-	9551	-	-	-
			Rabi	-	-	-	-	-	-	-	-	-	-	16200	-	9544	-	4055	-
		2021-22	Summer	-	-	-	-	-	-	-	-	-	-	-	-	-	-	-	-
			-	-	-	21025	-	-	43677	-	-	-	-	-	-	-	-	-	-
			Kharif	-	-	-	-	-	-	-	-	-	-	-	-	10607	-	-	-
	Calcuttiah	Rabi	-	-	-	-	-	-	-	-	-	-	-	-	-	-	-	3701	-
		Kharif	-	-	-	-	-	-	-	-	-	-	-	-	9648	-	-	-	
Rabi		-	-	-	-	-	-	-	-	-	-	-	9806	-	-	-			
Torih	-	2020-21	-	-	-	-	-	-	-	-	-	7200	-	-	-	-	-		
		2021-22	-	-	-	-	-	-	-	-	-	-	-	-	-	-	-		
Tur Arhar	-	2018-19	-	-	-	4873	-	3694	-	-	-	-	-	5856	-	-	-		
			Kharif	-	-	-	-	-	-	-	-	-	-	-	5030	-	-		
			Rabi	-	-	-	-	-	-	-	-	-	-	4050	5047	-	-		
		2019-20	-	-	-	4920	-	3812	-	-	-	-	-	-	5387	-	-	-	
			Kharif	-	-	-	-	-	-	-	-	-	-	-	5277	-	-	7221	
			Rabi	-	-	-	-	-	-	-	-	-	-	4987	4508	-	5358		
		2020-21	-	-	-	5940	-	4198	-	-	-	-	-	-	-	-	8515	-	
			Kharif	-	-	-	-	-	-	-	-	-	-	-	5784	-	-		
Rabi	-		-	-	-	-	-	-	-	-	-	7221	5673	-	-				
Summer	-	-	-	-	-	-	-	-	-	-	-	-	-	-	-				

Crop-wise State-wise Weighted Average* of Farm Harvest Prices of Principal Crops in India

(Rs.per Quintal)

Crop Name	Variety	Year	Season \$	Andaman & Nicobar	Andhra Pradesh	Assam	Bihar	Chandigarh	Chhattisgarh	Dadra & Nagar Haveli	Delhi	Goa	Gujarat	Haryana	Himachal Pradesh	Jammu & Kashmir	Jharkhand	Karnataka	
Tur Arhar	-	2021-22	-	-	-	7737	-	-	-	-	-	-	5818	-	11384	-	-	3465	
			Kharif	-	5820	-	-	-	-	-	-	-	-	-	-	-	-	-	5289
			Rabi	-	5935	-	5546	-	-	-	-	-	-	-	-	-	-	6689	-
			Winter	-	-	-	-	-	-	-	-	-	-	-	-	-	-	6582	-
	Delay	2018-19	-	-	-	-	-	-	-	5415	-	-	-	-	-	-	-	-	-
			Kharif	-	-	-	-	-	-	-	-	-	-	-	-	-	-	-	-
		2019-20	-	-	-	-	-	-	-	-	6204	-	-	-	-	-	-	-	-
			Kharif	-	-	-	-	-	-	-	-	-	-	-	-	-	-	-	-
		2020-21	-	-	-	-	-	-	-	-	7235	-	-	-	-	-	-	-	-
			Kharif	-	-	-	-	-	-	-	-	-	-	-	-	-	-	-	-
		2021-22	-	-	-	-	-	-	-	-	7350	-	-	-	-	-	-	-	-
			Kharif	-	-	-	-	-	-	-	-	-	-	-	-	-	-	-	-
	Early	2018-19	-	-	-	-	-	-	-	5143	-	-	-	-	-	-	-	-	
			Kharif	-	-	-	-	-	-	-	-	-	-	-	-	-	-	-	
		2019-20	-	-	-	-	-	-	-	-	5695	-	-	-	-	-	-	-	
			Kharif	-	-	-	-	-	-	-	-	-	-	-	-	-	-	-	
		2020-21	-	-	-	-	-	-	-	-	7404	-	-	-	-	-	-	-	
			Kharif	-	-	-	-	-	-	-	-	-	-	-	-	-	-	-	
2021-22	-	-	-	-	-	-	-	-	6830	-	-	-	-	-	-	-			
	Kharif	-	-	-	-	-	-	-	-	-	-	-	-	-	-	-			
Turmeric	-	2018-19	-	11500	-	-	-	-	11926	-	-	-	-	-	10522	-	-		
			Kharif	-	7212	-	-	-	-	-	-	-	-	-	-	-	-	7080	
			Rabi	-	-	-	8100	-	-	-	-	-	-	-	-	-	-	-	
		2019-20	-	11250	-	-	-	-	-	-	10059	-	-	-	-	-	9994	-	9278
			Kharif	-	6892	-	-	-	-	-	-	-	-	-	-	-	-	-	
			Rabi	-	6895	-	8215	-	-	-	-	-	-	-	-	-	-	-	
			Summer	-	-	-	-	-	-	-	-	-	-	-	-	-	-	-	15741
		2020-21	-	15502	-	-	-	-	-	-	10661	-	-	-	-	-	10506	-	8425
			Kharif	-	7497	-	-	-	-	-	-	-	-	-	-	-	-	-	5706
			Rabi	-	7497	-	9180	-	-	-	-	-	-	-	-	-	-	-	
		2021-22	-	17200	6779	-	-	-	-	-	9883	-	-	-	-	-	15924	-	-
			Kharif	-	6779	-	-	-	-	-	-	-	-	-	-	-	-	-	
Rabi	-		-	-	9285	-	-	-	-	-	-	-	-	-	-	1255			

Crop-wise State-wise Weighted Average* of Farm Harvest Prices of Principal Crops in India

(Rs.per Quintal)

Crop Name	Variety	Year	Season \$	Kerala	Madhya Pradesh	Maharashtra	Manipur	Mizoram	Nagaland	Odisha	Puducherry	Punjab	Rajasthan	Tamil Nadu	Telangana	Tripura	Uttar Pradesh	Uttarakhand		
Tur Arhar	-	2021-22	-	-	-	5903	-	4017	-	-	-	-	-	5963	-	8625	-	-		
			Kharif	-	-	-	-	-	-	-	-	-	-	-	-	-	-	-	-	
			Rabi	-	-	-	-	-	-	-	-	-	-	-	6844	-	-	-	6029	-
			Winter	-	-	-	-	-	-	-	-	-	-	-	-	-	-	-	-	-
	Delay	2018-19	-	-	-	-	-	-	-	-	-	-	-	-	-	-	-	-	-	
			Kharif	-	5030	-	-	-	-	-	-	-	-	-	-	-	-	-	-	-
		2019-20	-	-	-	-	-	-	-	-	-	-	-	-	-	-	-	-	-	-
			Kharif	-	5305	-	-	-	-	-	-	-	-	-	-	-	-	-	-	-
		2020-21	-	-	-	-	-	-	-	-	-	-	-	-	-	-	-	-	-	-
			Kharif	-	5902	-	-	-	-	-	-	-	-	-	-	-	-	-	-	-
		2021-22	-	-	-	-	-	-	-	-	-	-	-	-	-	-	-	-	-	-
			Kharif	-	5975	-	-	-	-	-	-	-	-	-	-	-	-	-	-	-
	Early	2018-19	-	-	-	-	-	-	-	-	-	-	-	-	-	-	-	-	-	
			Kharif	-	4835	-	-	-	-	-	-	-	-	-	-	-	-	-	-	-
		2019-20	-	-	-	-	-	-	-	-	-	-	-	-	-	-	-	-	-	-
			Kharif	-	5847	-	-	-	-	-	-	-	-	-	-	-	-	-	-	-
		2020-21	-	-	-	-	-	-	-	-	-	-	-	-	-	-	-	-	-	-
			Kharif	-	6290	-	-	-	-	-	-	-	-	-	-	-	-	-	-	-
2021-22	-	-	-	-	-	-	-	-	-	-	-	-	-	-	-	-	-	-		
	Kharif	-	6022	-	-	-	-	-	-	-	-	-	-	-	-	-	-	-		
Turmeric	-	2018-19	-	-	-	-	-	1681	-	-	-	-	-	11800	-	-	-	-		
			Kharif	-	-	-	-	-	-	-	-	-	-	-	-	6209	-	-	-	
			Rabi	-	-	-	-	-	-	-	-	-	-	-	-	-	-	4115	-	
		2019-20	-	-	7744	-	-	-	-	2383	-	-	-	-	-	11796	-	-	-	-
			Kharif	-	-	-	-	-	-	-	-	-	-	-	-	-	4701	-	-	-
			Rabi	-	-	-	-	-	-	-	-	-	-	-	-	-	-	-	2326	-
		2020-21	Summer	-	-	-	-	-	-	-	-	-	-	-	-	-	-	-	-	-
			-	-	7274	-	-	-	-	2432	-	-	-	-	-	12455	-	-	-	-
			Kharif	-	-	-	-	-	-	-	-	-	-	-	-	-	6415	-	-	-
		2021-22	Rabi	-	-	-	-	-	-	-	-	-	-	-	-	-	-	-	1677	-
			-	-	2581	9606	-	-	-	2584	-	-	-	-	-	13135	-	-	-	-
			Kharif	-	-	-	-	-	-	-	-	-	-	-	-	-	6514	-	-	-
Rabi	-	-	-	-	-	-	-	-	-	-	-	-	-	6481	-	1535	-			

Crop-wise State-wise Weighted Average* of Farm Harvest Prices of Principal Crops in India

(Rs.per Quintal)

Crop Name	Variety	Year	Season \$	Andaman & Nicobar	Andhra Pradesh	Assam	Bihar	Chandigarh	Chhattisgarh	Dadra & Nagar Haveli	Delhi	Goa	Gujarat	Haryana	Himachal Pradesh	Jammu & Kashmir	Jharkhand	Karnataka		
Turmeric	Dry	2018-19	-	-	-	11381	-	-	-	-	-	-	-	-	-	-	-	-	-	
		2019-20	-	-	-	11445	-	-	-	-	-	-	-	-	-	-	-	-	-	-
		2020-21	-	-	-	12388	-	-	-	-	-	-	-	-	-	-	-	-	-	-
		2021-22	-	-	-	12572	-	-	-	-	-	-	-	-	-	-	-	-	-	-
	Fresh	2018-19	-	-	-	-	-	-	-	-	-	-	-	-	-	-	-	9556	-	
Wheat	-	2018-19	-	-	-	2626	-	1867	-	-	-	-	1852	-	2285	1687	-	-	-	
			Rabi	-	-	-	-	1460	-	2125	-	-	-	-	1840	-	-	1806	2140	
		2019-20	-	-	-	2633	-	1780	-	-	-	-	-	1868	-	-	1712	-	-	-
			Kharif	-	-	-	-	-	-	-	-	-	-	-	-	-	-	-	-	1930
		2020-21	Rabi	-	-	-	-	1474	-	2455	-	2250	-	-	1975	2312	-	1810	2640	
			-	-	-	2770	-	1950	-	-	-	-	-	1775	-	-	2084	-	-	
		2021-22	Rabi	-	-	-	-	1712	-	2357	-	2800	-	-	1840	2387	-	1763	2510	
			-	-	-	2820	-	2160	-	-	-	-	-	1994	-	-	2070	-	-	
Rabi	-	-	-	-	1830	-	2375	-	2400	-	-	2015	2203	-	1910	2317				

Crop-wise State-wise Weighted Average* of Farm Harvest Prices of Principal Crops in India

(Rs.per Quintal)

Crop Name	Variety	Year	Season \$	Kerala	Madhya Pradesh	Maharashtra	Manipur	Mizoram	Nagaland	Odisha	Puducherry	Punjab	Rajasthan	Tamil Nadu	Telangana	Tripura	Uttar Pradesh	Uttarakhand		
Turmeric	Dry	2018-19	-	-	-	-	-	-	-	-	-	-	-	-	-	-	-	-	-	
		2019-20	-	-	-	-	-	-	-	-	-	-	-	-	-	-	-	-	-	-
		2020-21	-	-	-	-	-	-	-	-	-	-	-	-	-	-	-	-	-	-
		2021-22	-	-	-	-	-	-	-	-	-	-	-	-	-	-	-	-	-	-
	Fresh	2018-19	-	-	-	-	-	-	-	-	-	-	-	-	-	-	-	-	-	-
Wheat	-	2018-19	-	-	-	-	-	-	-	-	-	1753	-	-	-	-	-	-	-	
			Rabi	-	1872	2074	-	-	-	1778	-	-	1868	-	-	-	-	1732	1818	
		2019-20	-	-	-	1996	-	-	-	1779	-	1851	-	-	-	-	-	-	-	-
			Kharif	-	-	-	-	-	-	-	-	-	-	-	-	-	-	-	-	-
		2020-21	Rabi	-	1901	-	-	-	-	-	-	-	-	1886	-	-	-	-	1815	1931
			-	-	-	1781	-	-	-	1986	-	1921	-	-	-	-	-	-	-	-
		2021-22	Rabi	-	1889	-	-	-	-	-	-	-	-	1852	-	-	-	-	1774	1952
			-	-	-	2134	-	-	-	2013	-	1791	-	-	-	-	-	-	-	-
Rabi	-	2147	-	-	-	-	-	-	-	-	2145	2904	-	-	-	1952	2032			

Crop-wise State-wise Weighted Average* of Farm Harvest Prices of Principal Crops in India

(Rs.per Quintal)

Crop Name	Variety	Year	Season \$	West Bengal
Turmeric	Dry	2018-19	-	-
		2019-20	-	-
		2020-21	-	-
		2021-22	-	-
	Fresh	2018-19	-	-
Wheat	-	2018-19	-	-
			Rabi	1580
		2019-20	-	-
			Kharif	-
		2020-21	Rabi	1871
			-	-
		2021-22	Rabi	1859
			-	-
Rabi	1969			

* State Weighted Average Provided by State Authority. \$ The Icon (-) is given wherever state has not mentioned specific season

Table 2.0 Crop-wise District-wise Farm Harvest Prices of Principal Crops in India - Andaman & Nicobar

(Rs.per Quintal)

Crop Name	Variety	Year	Season \$	Car-Nicobar	Mayabunder	Portblair	State Wtd Average								
Arecanut	-	2021-22	-	30000	19000	21700	23600								
Banana	-	2021-22	-	4000	2800	4500	3800								
Cashewnut	Raw	2021-22	-	-	2500	5000	3750								
Chilli	Green	2021-22	-	26700	13700	33300	24600								
Ginger	-	2021-22	-	27500	8500	13300	16400								
Ground Nut	-	2021-22	-	-	15000	-	15000								
Maize	-	2021-22	-	-	4500	5000	4800								
Paddy	-	2021-22	-	2500	1400	1500	1800								
Pepper	-	2021-22	-	90000	75000	90000	85000								
Sesamum	-	2021-22	-	-	7500	-	7500								
Sugarcane	-	2021-22	-	6000	5500	5300	5600								
Tapioca	-	2021-22	-	5300	2500	6700	4800								
Turmeric	-	2021-22	-	-	7700	26700	17200								

Table 2.1 Crop-wise District-wise Farm Harvest Prices of Principal Crops in India - Andhra Pradesh

(Rs.per Quintal)

Crop Name	Variety	Year	Season \$	Anantapur	Chittor	East Godavari	Guntur	Kadapa	Krishna	Kurnool	Nellore	Prakasam	Srikakulam	Visakhapatnam	Vizianagaram	
Bajra	-	2021-22	-	2061	1700	-	-	1653	-	1746	-	1500	-	3613	-	
			Kharif	2061	1700	-	-	1653	-	1746	-	1500	-	3613	-	
Castor seed	-	2021-22	-	4835	-	-	-	-	-	4598	-	4536	-	-	-	
			Kharif	4835	-	-	-	-	-	4598	-	4536	-	-	-	
Chilli	Dry	2021-22	-	20203	26001	16159	17135	-	17077	21253	18427	15442	-	-	-	
			Kharif	20203	-	-	17126	-	17077	21253	-	14830	-	-	-	
			Rabi	-	26001	16159	17638	-	-	-	18427	17100	-	-	-	
Cotton	-	2021-22	-	8129	-	6896	7620	7129	7083	8076	5933	8773	6740	-	6799	
			Kharif	8129	-	6896	7620	7129	7083	8076	5933	8773	6740	-	6799	
Gram	-	2021-22	-	4628	-	4650	4253	4600	4893	4725	5385	4746	-	-	-	
			Rabi	4628	-	4650	4253	4600	4893	4725	5385	4746	-	-	-	
Ground Nut	-	2021-22	-	5640	5293	-	6388	6328	6616	5373	6067	6574	5926	2088	5570	
			Kharif	5253	5020	-	-	5659	6616	4994	5848	6362	5017	2088	5570	
			Rabi	6263	6324	-	6388	6821	-	6145	6505	6819	5951	-	-	
Jowar	-	2021-22	-	2242	-	2506	1879	2950	-	2258	1917	2338	-	-	-	
			Kharif	2680	-	-	-	2377	-	-	-	-	-	-	-	
			Rabi	2095	-	2506	1879	3028	-	2258	1917	2338	-	-	-	
Maize	-	2021-22	-	1894	1525	2150	2072	-	2022	1691	-	2084	2204	1418	2031	
			Kharif	1743	1525	-	-	-	1709	1601	-	1629	1748	1418	1611	
			Rabi	2019	-	2150	2072	-	2070	2055	-	2127	2346	-	2229	
Mesta	-	2021-22	-	-	-	-	-	-	-	-	-	-	-	-	4720	
			Kharif	-	-	-	-	-	-	-	-	-	-	-	-	4720
Paddy	-	2021-22	-	1782	1749	1900	1585	1615	1858	1645	1722	1688	1947	1759	1862	
			Kharif	1804	1704	1860	1572	1603	1861	1662	1603	1666	1947	1751	1866	
			Rabi	1736	1785	1925	1663	1648	1813	1603	1746	1707	1949	1937	1743	
Ragi	-	2021-22	-	2700	2492	-	2502	-	-	-	-	-	2128	2200	-	
			Kharif	2795	2492	-	-	-	-	-	-	-	-	-	2200	-
			Rabi	2624	-	-	2502	-	-	-	-	-	-	2128	-	-
Sesamum	-	2021-22	-	-	-	9940	7160	9871	-	-	8853	7767	8832	8705	8109	
			Kharif	-	-	-	7160	-	-	-	-	7912	-	7427	6990	
			Rabi	-	-	9940	-	9871	-	-	8853	7584	8832	9000	9252	
Sugar Raw	-	2021-22	-	-	3204	3658	-	-	-	-	-	-	3621	2880	3340	
			Kharif	-	3204	3658	-	-	-	-	-	-	-	3621	2880	3340
Sunflower	-	2021-22	-	4731	-	-	-	7747	-	-	-	-	-	-	-	
			Kharif	5016	-	-	-	-	-	-	-	-	-	-	-	
			Rabi	4517	-	-	-	-	7747	-	-	-	-	-	-	

Table 2.1 (Contd.) Crop-wise District-wise Farm Harvest Prices of Principal Crops in India - Andhra Pradesh

(Rs.per Quintal)

Crop Name	Variety	Year	Season \$	West Godavari	State Wtd Average										
Bajra	-	2021-22	-	-	1694										
			Kharif	-	1694										
Castor seed	-	2021-22	-	-	4707										
			Kharif	-	4707										
Chilli	Dry	2021-22	-	-	17774										
			Kharif	-	17783										
			Rabi	-	17694										
Cotton	-	2021-22	-	8880	7774										
			Kharif	8880	7774										
Gram	-	2021-22	-	-	4680										
			Rabi	-	4680										
Ground Nut	-	2021-22	-	5865	5562										
			Kharif	-	5192										
			Rabi	5865	6141										
Jowar	-	2021-22	-	-	2023										
			Kharif	-	2541										
			Rabi	-	2021										
Maize	-	2021-22	-	1968	1992										
			Kharif	1749	1630										
			Rabi	1970	2101										
Mesta	-	2021-22	-	-	4720										
			Kharif	-	4720										
Paddy	-	2021-22	-	1923	1813										
			Kharif	1928	1798										
			Rabi	1919	1834										
Ragi	-	2021-22	-	-	2305										
			Kharif	-	2311										
			Rabi	-	2288										
Sesamum	-	2021-22	-	-	8614										
			Kharif	-	7371										
			Rabi	-	9138										
Sugar Raw	-	2021-22	-	3610	3166										
			Kharif	3610	3166										
Sunflower	-	2021-22	-	-	6880										
			Kharif	-	5016										
			Rabi	-	7142										

Table 2.1 (Contd.) Crop-wise District-wise Farm Harvest Prices of Principal Crops in India - Andhra Pradesh

(Rs.per Quintal)

Crop Name	Variety	Year	Season \$	Anantapur	Chittoor	East Godavari	Guntur	Kadapa	Krishna	Kurnool	Nellore	Prakasam	Srikakulam	Visakhapatnam	Vizianagaram
Tobacco	-	2021-22	-	-	-	17173	-	-	-	-	17784	17826	-	-	-
			Rabi	-	-	17173	-	-	-	-	-	17784	17826	-	-
Tur Arhar	-	2021-22	Kharif	4780	5090	-	5886	4701	5813	5646	-	6046	-	-	-
			Rabi	-	-	-	5962	-	-	5770	-	-	-	-	-
Turmeric	-	2021-22	-	-	-	-	6707	7027	6253	-	-	-	-	6890	-
			Kharif	-	-	-	6707	7027	6253	-	-	-	-	-	6890

Table 2.1 (Contd.) Crop-wise District-wise Farm Harvest Prices of Principal Crops in India - Andhra Pradesh

(Rs.per Quintal)

Crop Name	Variety	Year	Season \$	West Godavari	State Wtd Average										
Tobacco	-	2021-22	-	18604	18088										
			Rabi	18604	18088										
Tur Arhar	-	2021-22	Kharif	-	5820										
			Rabi	-	5935										
Turmeric	-	2021-22	-	-	6779										
			Kharif	-	6779										

Table 2.2 Crop-wise District-wise Farm Harvest Prices of Principal Crops in India - Assam

(Rs.per Quintal)

Crop Name	Variety	Year	Season \$	Baksa	Barpeta	Bongaigaon	Cachar	Chhirang	Darrang	Dhemaji	Dhubri	Dibrugarh	Goalpara	Golaghat	Hailkandi
Arecanut	-	2021-22	-	180	220	230	200	190	225	170	180	180	180	180	270
Banana	-	2021-22	-	300	300	300	380	281	265	300	220	271	210	250	400
Castor seed	-	2021-22	-	8100	8000	8055	7750	8090	7855	8020	7800	-	8010	7900	7785
Chilli	Dry	2021-22	-	12550	12250	12200	12000	12150	12750	12200	12050	12250	12671	14050	11870
Coconut	-	2021-22	-	2200	1650	2000	1950	2000	2050	1960	2000	2200	1620	1950	2000
Cotton	-	2021-22	-	4700	-	-	5000	-	4780	4690	-	-	-	5000	4950
Ginger	-	2021-22	-	5000	4681	4820	4500	5026	5500	4665	4820	4700	5231	4610	4250
Gram	-	2021-22	-	5000	5210	5010	4800	4876	2025	4730	5145	-	5120	5000	-
Jute	-	2021-22	-	2600	2700	2450	2035	2650	2520	2130	2110	2250	2150	2120	2050
Linseed	-	2021-22	-	3790	3535	3550	-	4250	3675	3451	3575	-	3520	-	-
Maize	-	2021-22	-	1240	1250	1210	1345	1200	1285	1240	1200	1220	1200	1250	1280
Mesta	-	2021-22	-	1665	1675	1885	1650	1715	1550	1760	1661	1750	1740	1450	-
Nigerseed		2021-22	-	4000	3860	3865	-	4385	3851	4000	3925	-	4360	-	-
Paddy	-	2021-22	Autum	1280	1280	1165	1300	1230	1425	1275	1357	1182	1150	1121	1250
			Summer	1250	1365	1310	1250	1321	1220	1250	1400	1150	1120	1195	1230
			Winter	1460	1430	1435	1465	1500	1575	1420	2015	1470	1400	1495	1420
Potato	-	2021-22	-	2050	1800	2150	2100	2030	2010	2000	1850	2350	1750	1865	2270
Rape/Mustard	-	2021-22	-	3110	3515	3000	2921	4550	3750	3060	3020	2960	3200	2800	2850
Sesamum	-	2021-22	-	6545	6735	6500	6600	8120	6715	6520	6545	6530	6300	6266	6700
Sugar Raw	-	2021-22	-	4151	4500	4725	5000	4135	4120	4100	4550	4110	4155	4550	5065
Sugarcane	-	2021-22	-	1365	1350	1365	1500	1350	1255	1265	-	1277	1250	1300	1350
Tobacco	-	2021-22	-	8510	-	-	8225	8575	-	-	-	-	-	-	-
Tur Arhar	-	2021-22	-	7750	7620	7720	7555	7700	7680	7740	8150	7710	7750	7630	7480
Turmeric	Dry	2021-22	-	11700	11000	13000	12720	11420	13000	11000	11750	12800	10800	11200	12920
Wheat	-	2021-22	-	2901	2951	2935	2800	2940	2790	-	2780	2825	2925	2750	-

Table 2.2 (Contd.) Crop-wise District-wise Farm Harvest Prices of Principal Crops in India - Assam

(Rs.per Quintal)

Crop Name	Variety	Year	Season \$	Jorhat	Kamrup	Karbi Anglong	Karimganj	Kokrajhar	Lakhimpur	Morigaon	Nagaon	Nalbari	North Cachar Hills	Sivasagar	Sonitpur
Areca nut	-	2021-22	-	250	200	195	180	230	220	180	190	200	210	180	280
Banana	-	2021-22	-	300	380	381	280	281	251	250	250	400	380	260	350
Castor seed	-	2021-22	-	8115	7900	8250	-	8145	8200	7865	7850	7800	8120	-	7750
Chilli	Dry	2021-22	-	12850	15000	14150	11750	12500	12000	12230	12000	12030	20000	13000	12200
Coconut	-	2021-22	-	2300	2500	2250	2240	2000	2250	1850	1950	1750	2100	1950	2200
Cotton	-	2021-22	-	4910	-	5310	5000	4850	5000	4800	5000	4780	5121	-	4650
Ginger	-	2021-22	-	4500	5250	5000	4725	4700	4651	4800	5000	5350	4500	4675	4500
Gram	-	2021-22	-	5120	5500	6000	-	4750	4700	5320	7235	5600	-	-	5065
Jute	-	2021-22	-	2010	2100	2025	2000	2500	2000	2500	2550	2500	2030	2265	2530
Linseed	-	2021-22	-	-	3645	3620	-	3585	3585	3546	4650	2795	-	-	3465
Maize	-	2021-22	-	1350	1550	1370	1251	1330	1300	1300	1200	1335	1320	1250	1325
Mesta	-	2021-22	-	1700	2000	1675	-	1710	1720	1765	1650	1650	1240	1740	1760
Nigerseed	-	2021-22	-	-	3920	3835	-	3900	-	3800	3825	3771	-	-	3845
Paddy	-	2021-22	Autum	1190	1250	1435	1285	1270	1190	1175	1215	1345	1430	1170	1187
			Summer	1250	1350	1240	1175	1250	1255	1180	1300	1340	-	1175	1300
			Winter	1530	1500	1550	1430	1450	1555	1450	1420	1440	-	1475	1460
Potato	-	2021-22	-	2030	2080	2510	2020	2050	2165	2020	2000	1875	1950	2050	1825
Rape/Mustard	-	2021-22	-	3150	3550	3750	2880	3565	3000	3040	2950	4750	4500	2900	2715
Sesamum	-	2021-22	-	6650	6560	7720	6750	6660	6725	6285	6750	6675	7265	6630	6315
Sugar Raw	-	2021-22	-	5000	4700	4600	5550	4200	4120	5335	4755	4720	4200	4200	4560
Sugarcane	-	2021-22	-	-	1500	1765	1270	1200	1290	1261	1281	1320	1210	1380	1750
Tobacco	-	2021-22	-	-	-	8655	-	8585	8530	-	-	-	8660	-	-
Tur Arhar	-	2021-22	-	8000	8200	7650	7550	7630	7700	7650	8000	7600	7700	7700	7710
Turmeric	Dry	2021-22	-	12651	11700	14200	11720	11250	16850	11880	13300	11660	14860	12820	11350
Wheat	-	2021-22	-	2785	3250	3010	2765	2830	2820	2910	3000	2885	-	2750	2895

Table 2.2 (Contd.) Crop-wise District-wise Farm Harvest Prices of Principal Crops in India - Assam

(Rs.per Quintal)

Crop Name	Variety	Year	Season \$	Tinsukia	Udalguri	State Wtd Average									
Arecanut	-	2021-22	-	250	180	206									
Banana	-	2021-22	-	300	280	301									
Castor seed	-	2021-22	-	-	7820	8146									
Chilli	Dry	2021-22	-	12200	12765	12949									
Coconut	-	2021-22	-	2200	2050	2045									
Cotton	-	2021-22	-	4900	-	5132									
Ginger	-	2021-22	-	4850	5051	4821									
Gram	-	2021-22	-	5020	4730	5335									
Jute	-	2021-22	-	-	2086	2396									
Linseed	-	2021-22	-	-	3885	3621									
Maize	-	2021-22	-	1325	1210	1326									
Mesta	-	2021-22	-	1500	1655	1728									
Nigerseed		2021-22	-	-	4551	3963									
Paddy	-	2021-22	Autum	1200	1250	1279									
			Summer	1350	1300	1286									
			Winter	1460	1420	1471									
Potato	-	2021-22	-	2000	2100	2014									
Rape/Mustard	-	2021-22	-	2945	2835	3335									
Sesamum	-	2021-22	-	6640	6700	7003									
Sugar Raw	-	2021-22	-	4110	4145	4494									
Sugarcane	-	2021-22	-	1270	1230	1496									
Tobacco	-	2021-22	-	-	-	8562									
Tur Arhar	-	2021-22	-	7850	7680	7737									
Turmeric	Dry	2021-22	-	13550	11500	12572									
Wheat	-	2021-22	-	-	3000	2820									

Table 2.3 Crop-wise District-wise Farm Harvest Prices of Principal Crops in India - Bihar

(Rs.per Quintal)

Crop Name	Variety	Year	Season \$	Aurangabad	Jahanabad	Araia	Arbal	Banka	Begusarai	Bhabua (Kymmur)	Bhagalpur	Bhojpur (Aara)	Buxar	Darbhangha	East Champaran
Bajra	-	2021-22	Kharif	-	-	-	-	-	-	-	1187	1223	1180	-	-
Barley	-	2021-22	Rabi	1900	1925	-	1925	1900	-	1050	1700	1050	1050	-	-
Chilli	-	2021-22	Rabi	-	5666	3275	5666	-	10954	5666	-	-	-	-	5666
Ginger	-	2021-22	Rabi	-	-	-	-	-	-	-	-	-	-	-	-
Gram	-	2021-22	Rabi	3975	4444	-	4444	4910	4326	4316	4910	4005	5050	4391	-
Ground Nut	-	2021-22	Kharif	-	-	-	-	-	-	-	-	-	-	-	-
Jowar	-	2021-22	Kharif	-	-	-	-	-	945	-	919	910	906	-	-
Jute	-	2021-22	Kharif	-	-	4494	-	-	-	-	-	-	-	-	-
Linseed	-	2021-22	Rabi	4275	4275	-	4275	4275	-	4275	4275	4275	4275	4217	3744
Maize	-	2021-22	Rabi	-	1800	1374	1800	1095	1325	-	1095	1740	-	1650	1291
			Summer	-	1890	1404	2100	1125	1783	1850	1125	1850	1850	-	1514
	Bhadea	2021-22	-	1525	1589	-	1589	1516	1535	1472	1516	-	1472	1456	1510
Mesta	-	2021-22	Kharif	-	-	-	-	-	4001	-	4001	-	-	-	-
Paddy	-	2021-22	Summer	-	-	1189	-	-	-	-	-	-	-	1333	-
	Aghani	2021-22	Kharif	1420	1516	1395	1750	1571	1775	1800	1733	1499	1600	1450	1354
	Bhadea	2021-22	Kharif	-	-	-	-	-	-	-	-	-	-	1550	1460
Potato	-	2021-22	Rabi	875	1036	1000	1200	845	842	1070	845	1070	950	1100	900
	Aghani	2021-22	Kharif	1280	1255	1000	1255	1021	1042	1200	1021	1200	1200	947	839
Ragi	Bhadea	2021-22	-	-	1366	-	1366	-	-	-	-	-	-	2375	-
Rape/Mustard	-	2021-22	Rabi	5000	5000	5311	5000	4782	3669	6500	4782	6406	6406	4782	3957
Sesamum	-	2021-22	Kharif	-	-	-	-	-	4894	-	-	-	-	-	-
			Rabi	-	-	-	-	-	-	-	6612	-	-	-	-
	Bhadea	2021-22	-	-	-	-	5173	5173	5173	5173	-	-	-	-	-
Tur Arhar	-	2021-22	Rabi	6275	5772	-	5772	6480	5546	5539	6480	5539	5539	5836	4786
Turmeric	-	2021-22	Rabi	-	-	-	-	-	8901	-	9285	-	-	-	-
Wheat	-	2021-22	Rabi	1831	1831	1662	1700	1850	1678	1890	1850	1838	1890	1850	1768

Table 2.3 (Contd.) Crop-wise District-wise Farm Harvest Prices of Principal Crops in India - Bihar

(Rs.per Quintal)

Crop Name	Variety	Year	Season \$	Gaya	Gopalganj	Jumui	Katihar	Khagaria	Kishanganj	Lakhisarai	Madhepura	Madhubani	Munger	Muzaffarpur	Nalanda
Bajra	-	2021-22	Kharif	-	-	-	-	-	-	-	-	-	-	-	-
Barley	-	2021-22	Rabi	2000	-	1559	1270	1312	1270	2038	-	1270	-	2019	1050
Chilli	-	2021-22	Rabi	-	5666	-	2000	10954	2591	10954	10530	5666	-	5666	5666
Ginger	-	2021-22	Rabi	-	-	-	3377	-	-	-	6350	4168	-	3392	-
Gram	-	2021-22	Rabi	4900	-	4326	4391	4326	4391	4179	4391	4391	4326	4391	4316
Ground Nut	-	2021-22	Kharif	-	-	-	-	-	-	-	-	-	-	-	6803
Jowar	-	2021-22	Kharif	-	-	-	-	945	-	-	-	-	-	-	-
Jute	-	2021-22	Kharif	-	-	-	4600	4411	4537	-	3500	-	-	-	-
Linseed	-	2021-22	Rabi	-	-	-	4275	6009	4275	5690	3600	4217	6522	3744	4275
Maize	-	2021-22	Rabi	1800	1862	1325	1374	1325	1374	1325	1475	-	1325	1291	1740
			Summer	1850	1450	1983	1300	1483	1354	1583	1650	1350	1623	1314	1450
	Bhadea	2021-22	-	1620	1650	1472	1450	1550	-	1535	-	1456	1535	1294	1472
Mesta	-	2021-22	Kharif	-	-	-	4001	4001	4001	-	4001	4001	-	-	-
Paddy	-	2021-22	Summer	-	-	-	1208	-	1208	-	1450	1333	1234	-	-
	Aghani	2021-22	Kharif	1516	1350	1289	1500	1286	1727	1360	1500	1283	1264	1354	1435
	Bhadea	2021-22	Kharif	-	1633	-	1529	1450	1529	-	1529	1664	-	1371	-
Potato	-	2021-22	Rabi	1036	946	892	1000	1023	1000	892	800	1200	1289	1117	1070
	Aghani	2021-22	Kharif	1250	1100	1042	1000	1029	1000	-	765	947	1042	1013	1200
Ragi	Bhadea	2021-22	-	1366	1251	-	1366	-	1366	-	-	1375	-	-	-
Rape/Mustard	-	2021-22	Rabi	5000	4782	3669	4793	3263	4793	3669	5500	4782	6506	3957	6406
Sesamum	-	2021-22	Kharif	-	-	-	4600	4894	4600	-	-	4105	-	-	-
			Rabi	-	-	-	-	-	6923	-	-	6542	-	6655	6672
	Bhadea	2021-22	-	-	-	4883	-	4883	-	4500	4783	-	-	-	
Tur Arhar	-	2021-22	Rabi	5772	5546	5546	-	5546	5546	5546	5546	5836	5546	4786	5539
Turmeric	-	2021-22	Rabi	-	-	-	9180	8901	9180	-	8280	9450	-	9285	-
Wheat	-	2021-22	Rabi	1800	1888	1755	1662	1678	1861	1678	1825	1879	1678	1881	1890

Table 2.3 (Contd.) Crop-wise District-wise Farm Harvest Prices of Principal Crops in India - Bihar

(Rs.per Quintal)

Crop Name	Variety	Year	Season \$	Nawada	Patna	Purnia	Rohtas	Saharsa	Samastipur	Saran (Chapra)	Sheikhpura	Sheohar	Sitamarhi	Siwan	Supaul
Bajra	-	2021-22	Kharif	-	1187	-	-	-	-	-	-	-	-	1187	-
Barley	-	2021-22	Rabi	-	1050	-	1050	-	1270	1270	-	-	2019	1270	-
Chilli	-	2021-22	Rabi	-	5666	2591	-	-	5666	-	-	-	5666	-	2460
Ginger	-	2021-22	Rabi	-	-	-	-	-	-	-	-	-	-	4168	6350
Gram	-	2021-22	Rabi	5200	4316	-	4316	-	4391	5740	5550	-	-	4465	-
Ground Nut	-	2021-22	Kharif	6820	-	6803	-	-	-	-	-	-	-	-	-
Jowar	-	2021-22	Kharif	-	971	-	-	-	-	-	-	-	-	-	-
Jute	-	2021-22	Kharif	-	-	4537	-	3500	4411	-	-	-	-	-	3500
Linseed	-	2021-22	Rabi	4275	4275	4275	4275	3600	4217	-	-	3744	3744	4275	3600
Maize	-	2021-22	Rabi	-	1740	1374	-	1475	1412	1870	1325	1291	1470	1650	1475
			Summer	1890	1450	1454	-	1450	1350	1450	1983	-	1514	1450	1550
	Bhadea	2021-22	-	1589	1472	1450	-	-	1456	1582	1495	-	-	1551	-
Mesta	-	2021-22	Kharif	-	-	-	-	4600	4001	-	-	-	-	4001	4000
Paddy	-	2021-22	Summer	-	1234	1597	-	1450	-	-	-	-	-	-	1450
	Aghani	2021-22	Kharif	1750	1537	1322	1570	1640	1600	1439	1250	1248	1287	1564	1450
	Bhadea	2021-22	Kharif	-	-	-	-	1529	1870	1633	-	1500	1400	1633	1529
Potato	-	2021-22	Rabi	1036	1123	1000	1070	1150	1152	1275	892	1078	1239	1181	884
	Aghani	2021-22	Kharif	1255	1200	1000	1200	765	947	1011	1075	1503	-	1040	765
Ragi	Bhadea	2021-22	-	1366	-	-	-	1117	-	1164	-	-	1370	1161	1103
Rape/Mustard	-	2021-22	Rabi	5000	6344	4638	6406	4400	4782	4782	3669	3957	3957	4782	4989
Sesamum	-	2021-22	Kharif	6650	-	4600	-	-	4725	-	-	-	-	-	4894
			Rabi	-	-	-	-	-	6542	-	-	6655	-	-	6727
	Bhadea	2021-22	-	5173	-	-	-	4500	4783	-	-	8250	8250	5173	4500
Tur Arhar	-	2021-22	Rabi	5600	5539	-	5539	-	5836	5546	5546	4786	4786	5546	-
Turmeric	-	2021-22	Rabi	-	-	-	-	-	9450	-	-	9285	-	9285	8280
Wheat	-	2021-22	Rabi	1900	1912	1506	1905	1825	1867	1888	1585	1822	1563	1888	1825

Table 2.3 (Contd.) Crop-wise District-wise Farm Harvest Prices of Principal Crops in India - Bihar

(Rs.per Quintal)

Crop Name	Variety	Year	Season \$	Vaishali	West Champaran	State Wtd Average									
Bajra	-	2021-22	Kharif	-	-	1192									
Barley	-	2021-22	Rabi	2019	-	1270									
Chilli	-	2021-22	Rabi	5666	5666	5666									
Ginger	-	2021-22	Rabi	-	3392	4168									
Gram	-	2021-22	Rabi	4391	4391	4391									
Ground Nut	-	2021-22	Kharif	-	6826	6820									
Jowar	-	2021-22	Kharif	-	-	919									
Jute	-	2021-22	Kharif	-	-	4411									
Linseed	-	2021-22	Rabi	3744	3744	4275									
Maize	-	2021-22	Rabi	1177	1291	1374									
			Summer	1347	1514	1404									
	Bhadea	2021-22	-	1476	1400	1516									
Mesta	-	2021-22	Kharif	4001	-	4001									
Paddy	-	2021-22	Summer	-	-	1234									
	Aghani	2021-22	Kharif	1588	1354	1512									
	Bhadea	2021-22	Kharif	1443	1450	1529									
Potato	-	2021-22	Rabi	854	1050	1040									
	Aghani	2021-22	Kharif	1045	912	1021									
Ragi	Bhadea	2021-22	-	1370	-	1366									
Rape/Mustard	-	2021-22	Rabi	3957	3957	4782									
Sesamum	-	2021-22	Kharif	-	4358	4894									
			Rabi	-	6655	6672									
	Bhadea	2021-22	-	-	8250	5173									
Tur Arhar	-	2021-22	Rabi	4786	4786	5546									
Turmeric	-	2021-22	Rabi	-	9285	9285									
Wheat	-	2021-22	Rabi	1635	1850	1830									

* State Weighted Average Provided by State Authority. \$ The icon (-) is given wherever state has not mentioned specific season.

Table 2.4 Crop-wise District-wise Farm Harvest Prices of Principal Crops in India - Chandigarh

(Rs.per Quintal)

Crop Name	Variety	Year	Season \$	Chandigarh	State Wtd Average										
Maize	-	2021-22	-	2321	2321										
Paddy	-	2021-22	-	1961	1961										
Wheat	-	2021-22	-	2160	2160										

Table 2.5 Crop-wise District-wise Farm Harvest Prices of Principal Crops in India - Chhattisgarh

(Rs.per Quintal)

Crop Name	Variety	Year	Season \$	Balod	Baloda Bazar	Balrampur	Bastar	Bemethra	Bijapur	Bilaspur	Dantewada	Dhamtari	Durg	Griyabandh	Janjgir-Champa
Bajra	-	2021-22	-	-	-	-	-	-	-	2975	-	-	-	-	-
Barley	-	2021-22	-	-	-	1667	-	-	-	5146	-	-	-	-	-
Castor seed	-	2021-22	-	-	-	-	-	-	-	-	-	-	-	-	-
Chilli	Dry	2021-22	-	10727	11773	12691	10000	-	4051	12789	18026	-	15127	13333	8000
Ginger	Fresh	2021-22	-	5766	5778	8333	7000	7710	6333	8041	6105	-	-	15000	5200
Gram	-	2021-22	Rabi	-	7760	7917	8000	4052	-	6045	-	6313	-	-	-
Ground Nut	-	2021-22	-	-	6300	7500	6000	8340	-	7785	-	-	-	-	8080
Jowar	-	2021-22	Kharif	-	-	3979	3944	-	-	-	-	-	-	-	3970
			Rabi	-	-	3977	-	-	-	-	2563	-	-	-	-
Linseed	-	2021-22	-	-	-	5000	6500	3992	-	9900	-	-	-	-	-
Maize	-	2021-22	Kharif	3075	2320	1667	1300	1500	2103	2100	2273	-	-	-	-
Nigerseed	-	2021-22	-	-	-	11182	6000	-	-	-	-	-	-	-	-
Paddy	Coarse	2021-22	Kharif	-	1247	1500	1600	-	1800	1517	1803	2376	-	1550	1266
	Fine	2021-22	Kharif	-	1807	-	3000	-	-	-	3200	-	1804	-	1726
	Medium	2021-22	Kharif	-	1518	1600	2000	1704	2500	1712	-	-	-	1555	1447
Potato	-	2021-22	Summer	2135	2439	2400	2000	2146	-	2264	2821	-	2333	2000	2105
			Winter	-	2538	2000	2000	-	-	1630	-	-	-	2000	-
	Hills	2021-22	Summer	-	3800	-	3000	1972	-	1917	2000	-	-	-	-
			Winter	-	2833	1943	-	-	-	1720	-	-	-	-	-
Ragi	-	2021-22	-	-	-	2000	3500	-	-	-	-	-	-	-	
Rape/Mustard	-	2021-22	Rabi	-	11500	5667	4500	-	-	-	-	-	-	-	-
Rice	Coarse	2021-22	Kharif	-	1920	3083	2192	-	-	2175	-	2829	3191	2500	2216
	Fine	2021-22	Kharif	-	3429	4543	4000	4403	-	5870	6383	3792	5136	5000	4411
	Medium	2021-22	Kharif	-	2210	3500	2500	2743	-	3551	4791	2913	3956	4000	2632
Sannhemp	-	2021-22	-	-	-	4327	-	-	-	-	-	-	-	-	
Sesamum	-	2021-22	Kharif	-	12233	7250	10000	12250	-	-	15000	9602	-	-	11020
			Rabi	-	13430	14000	4500	10067	-	-	-	-	-	-	-
Soyabean	-	2021-22	-	-	3890	4304	-	4098	-	4000	-	-	-	-	3800
Sugar Raw	-	2021-22	-	4625	4933	5000	4190	4548	-	4166	5783	-	-	5000	4046
Tobacco	-	2021-22	-	-	-	14355	24615	19279	-	18000	-	-	19570	-	-
Tur Arhar	Delay	2021-22	-	-	5400	9500	-	-	-	6286	-	-	-	-	-
	Early	2021-22	-	-	5300	7568	6000	6262	-	5357	-	-	-	-	-
Turmeric	-	2021-22	-	-	8233	9867	5500	12360	-	11987	-	-	-	-	-
Wheat	-	2021-22	Rabi	-	2690	2391	2700	1917	-	2335	-	3229	-	-	-

Table 2.5 (Contd.) Crop-wise District-wise Farm Harvest Prices of Principal Crops in India - Chhattisgarh

(Rs.per Quintal)

Crop Name	Variety	Year	Season \$	Jashpur	Kanker	Kawardham	Korba	Koriya	Mahasamund	Mugeli	Narayanpur	Raigarh	Raipur	Rajnandgaon	Sukma
Bajra	-	2021-22	-	5000	-	-	-	-	-	-	-	-	-	-	-
Barley	-	2021-22	-	-	-	-	-	3000	-	-	-	-	-	-	-
Castor seed	-	2021-22	-	-	-	-	-	-	-	-	-	-	-	2500	-
Chilli	Dry	2021-22	-	17638	6000	20050	-	18038	16260	-	9659	12525	-	8028	14864
Ginger	Fresh	2021-22	-	6813	6450	-	-	5525	5079	-	10667	5926	4000	5905	12000
Gram	-	2021-22	Rabi	6623	-	4718	-	6458	6962	-	4000	6882	7052	4194	-
Ground Nut	-	2021-22	-	4000	-	-	-	6385	6000	-	4000	4665	7833	7402	-
Jowar	-	2021-22	Kharif	-	-	-	-	5000	-	-	-	-	-	2340	-
			Rabi	-	-	-	-	-	-	-	-	-	-	-	-
Linseed	-	2021-22	-	8245	-	-	-	5000	-	-	-	5000	2500	8500	-
Maize	-	2021-22	Kharif	2273	-	-	2110	1600	-	-	1213	2368	1740	2113	-
Nigerseed	-	2021-22	-	-	-	-	-	9000	-	-	-	5743	-	-	-
Paddy	Coarse	2021-22	Kharif	1600	-	1488	2060	1500	1991	1800	1275	1718	1858	1446	-
	Fine	2021-22	Kharif	2767	-	2139	3107	3000	2308	-	-	2367	1850	2156	-
	Medium	2021-22	Kharif	2222	-	1733	2550	2500	1967	-	1829	1644	1836	1430	-
Potato	-	2021-22	Summer	2374	2375	2000	-	2110	2332	-	2217	1869	2000	2178	-
			Winter	2000	-	-	-	1500	1686	-	3000	-	-	1931	-
	Hills	2021-22	Summer	2000	-	-	-	2000	1875	-	2500	-	-	-	-
			Winter	2000	-	-	-	1750	1788	-	3000	1888	-	1910	-
Ragi	-	2021-22	-	-	-	-	-	-	-	4438	-	-	5528	-	
Rape/Mustard	-	2021-22	Rabi	5136	-	6000	-	9000	13000	-	-	6985	-	5875	-
Rice	Coarse	2021-22	Kharif	-	3000	2028	2300	2000	3545	-	-	2540	2343	2628	-
	Fine	2021-22	Kharif	-	6250	3328	5870	4500	6000	-	3720	4146	3904	4446	-
	Medium	2021-22	Kharif	-	-	2545	4050	3000	3958	-	-	3388	2740	2770	-
Sannhemp	-	2021-22	-	-	-	-	-	-	-	-	-	-	-	-	
Sesamum	-	2021-22	Kharif	20000	13900	-	-	11846	17100	-	-	9486	14750	6668	-
			Rabi	20000	13800	-	-	-	18958	-	-	9250	10500	-	-
Soyabean	-	2021-22	-	-	4000	-	-	-	-	-	-	-	-	4068	-
Sugar Raw	-	2021-22	-	5000	5000	4529	-	4192	4386	4000	5735	4715	-	4640	-
Tobacco	-	2021-22	-	17333	-	-	-	22000	24455	-	-	18538	-	-	-
Tur Arhar	Delay	2021-22	-	12000	-	6015	-	7000	7111	-	-	-	-	-	-
	Early	2021-22	-	11511	-	5950	-	7000	7917	-	-	7755	5875	8786	-
Turmeric	-	2021-22	-	12296	12000	-	-	9000	12529	-	8000	13053	-	11528	-
Wheat	-	2021-22	Rabi	2440	-	1866	-	2000	3231	-	-	2300	2555	2290	-

Table 2.5 (Contd.) Crop-wise District-wise Farm Harvest Prices of Principal Crops in India - Chhattisgarh

(Rs.per Quintal)

Crop Name	Variety	Year	Season \$	Surguja	State Wtd Average										
Bajra	-	2021-22	-	4083	3931										
Barley	-	2021-22	-	-	2952										
Castor seed	-	2021-22	-	-	2500										
Chilli	Dry	2021-22	-	12600	11934										
Ginger	Fresh	2021-22	-	3722	6665										
Gram	-	2021-22	Rabi	7250	6094										
Ground Nut	-	2021-22	-	4000	6099										
Jowar	-	2021-22	Kharif	-	3737										
			Rabi	-	3192										
Linseed	-	2021-22	-	8000	5863										
Maize	-	2021-22	Kharif	1500	1884										
Nigerseed		2021-22	-	5000	6994										
Paddy	Coarse	2021-22	Kharif	1867	1656										
	Fine	2021-22	Kharif	3500	2427										
	Medium	2021-22	Kharif	-	1835										
Potato	-	2021-22	Summer	2250	2212										
			Winter	1800	1971										
	Hills	2021-22	Summer	-	2272										
			Winter	-	2050										
Ragi	-	2021-22	-	-	3620										
Rape/Mustard	-	2021-22	Rabi	8463	7047										
Rice	Coarse	2021-22	Kharif	2500	2491										
	Fine	2021-22	Kharif	3750	4552										
	Medium	2021-22	Kharif	2700	3150										
Sannhemp	-	2021-22	-	-	4327										
Sesamum	-	2021-22	Kharif	4167	10626										
			Rabi	7800	11294										
Soyabean	-	2021-22	-	-	4289										
Sugar Raw	-	2021-22	-	4222	4609										
Tobacco	-	2021-22	-	20000	20944										
Tur Arhar	Delay	2021-22	-	-	7350										
	Early	2021-22	-	5600	6830										
Turmeric	-	2021-22	-	8000	9883										
Wheat	-	2021-22	Rabi	2167	2375										

Table 2.6 Crop-wise District-wise Farm Harvest Prices of Principal Crops in India - Delhi

(Rs.per Quintal)

Crop Name	Variety	Year	Season \$	Delhi	State Wtd Average										
Bajra	-	2021-22	Kharif	2650	2650										
Barley	-	2021-22	Rabi	2350	2350										
Gram	-	2021-22	Rabi	6225	6225										
Jowar	-	2021-22	Kharif	3400	3400										
Maize	-	2021-22	Kharif	2300	2300										
Paddy	-	2021-22	-	3900	3900										
Wheat	-	2021-22	Rabi	2400	2400										

Table 2.7 Crop-wise District-wise Farm Harvest Prices of Principal Crops in India - Goa

(Rs.per Quintal)

Crop Name	Variety	Year	Season \$	Goa	State Wtd Average										
Arecanut	-	2021-22	-	44000	44000										
Banana	-	2021-22	-	450	450										
Cashewnut	-	2021-22	-	12600	12600										
Coconut	-	2021-22	-	20000	20000										
Paddy	-	2021-22	-	1400	1400										

Table 2.8 Crop-wise District-wise Farm Harvest Prices of Principal Crops in India - Gujarat

(Rs.per Quintal)

Crop Name	Variety	Year	Season \$	Ahmedabad	Amreli	Anand	Aravalli	Banaskanth	Bharuch	Bhavnagar	Botad	Chhota Udepur	Dahod	Devbhoomi Dwarka	Gandhinagar
Bajra	-	2021-22	Kharif	1928	1527	1544	-	1643	1900	1660	-	-	-	-	1689
			Summer	-	2063	1686	1479	1625	-	1642	-	-	-	-	-
Castor seed	-	2021-22	-	6063	6567	5575	5438	5818	5686	4947	5495	-	-	4482	5882
Cotton	Desi	2021-22	-	-	-	-	-	-	-	-	-	-	-	-	-
	Hybrid	2021-22	-	6144	8200	-	7410	8029	8542	6342	6172	8400	-	7260	8235
Gram	-	2021-22	-	4753	-	3287	3800	-	5071	4518	-	-	4681	4030	-
Ground Nut	-	2021-22	Kharif	-	5213	-	5144	-	6950	5712	-	4233	-	4897	5103
			Summer	-	5972	-	-	5494	-	5768	-	4688	-	5647	-
Jowar	-	2021-22	-	-	-	-	-	-	3801	-	-	-	-	-	-
Maize	-	2021-22	-	-	-	-	1819	1784	1250	-	-	1648	1649	-	-
Paddy	-	2021-22	-	1902	-	1722	-	-	1541	-	-	1520	1393	-	1628
Potato	-	2021-22	-	-	-	-	-	-	1300	-	-	-	-	-	960
Ragi	-	2021-22	-	-	-	-	-	-	-	-	-	-	-	-	-
Rape/Mustard	-	2021-22	-	5594	-	-	5385	6333	-	-	-	-	-	-	6399
Sesamum	-	2021-22	-	8835	8703	-	-	9320	-	9056	8131	-	-	8162	7433
Soyabean	-	2021-22	-	-	-	-	-	-	6500	-	-	-	-	-	-
Tobacco	-	2021-22	-	-	-	-	-	-	-	-	-	-	-	-	-
Tur Arhar	-	2021-22	-	5549	-	-	5217	-	5971	-	-	5142	4877	-	-
Wheat	-	2021-22	-	2257	2252	1989	1922	1874	2141	1842	1623	1663	1959	1739	1971

Table 2.8 (Contd.) Crop-wise District-wise Farm Harvest Prices of Principal Crops in India - Gujarat

(Rs.per Quintal)

Crop Name	Variety	Year	Season \$	Gir Somnath	Jamnagar	Junagadh	Kachchh	Kheda	Mahesana	Mahisagar	Morbi	Narmada	Navsari	Panch Mahals	Patan
Bajra	-	2021-22	Kharif	2006	-	-	1479	-	1249	1684	1670	1950	-	-	1656
			Summer	2083	-	-	-	1712	-	-	-	-	-	-	1166
Castor seed	-	2021-22	-	5476	5247	6023	5992	6500	4765	5830	5337	4500	-	4351	4566
Cotton	Desi	2021-22	-	-	-	-	-	-	-	-	-	5450	-	2480	-
	Hybrid	2021-22	-	7334	7744	7143	7097	7346	6318	-	8142	-	-	-	6547
Gram	-	2021-22	-	-	4402	4377	-	4465	-	4525	4445	4620	-	3970	2863
Ground Nut	-	2021-22	Kharif	5280	5246	5781	5429	6033	4083	3400	5840	3400	-	-	-
			Summer	5558	5233	5591	-	-	-	-	-	-	-	-	-
Jowar	-	2021-22	-	-	-	-	2465	2950	-	-	-	2450	-	-	-
Maize	-	2021-22	-	-	-	-	-	1837	-	2140	-	1700	-	1762	-
Paddy	-	2021-22	-	-	-	-	-	1900	1869	1683	-	2075	1647	1418	-
Potato	-	2021-22	-	-	-	-	-	-	-	-	-	-	-	-	-
Ragi	-	2021-22	-	-	-	-	-	-	-	-	-	-	-	-	-
Rape/Mustard	-	2021-22	-	-	-	-	6005	5446	4873	-	-	-	-	-	4654
Sesamum	-	2021-22	-	7872	8768	10623	8348	7879	6463	-	9280	-	-	-	9300
Soyabean	-	2021-22	-	6255	-	5925	-	-	-	-	-	-	-	-	-
Tobacco	-	2021-22	-	-	-	-	-	-	-	-	-	-	-	-	-
Tur Arhar	-	2021-22	-	-	-	5805	-	5100	-	5683	-	5650	-	-	-
Wheat	-	2021-22	-	2080	1862	2102	1856	1983	1565	1980	2052	2400	-	1738	2118

Table 2.8 (Contd.) Crop-wise District-wise Farm Harvest Prices of Principal Crops in India - Gujarat

(Rs.per Quintal)

Crop Name	Variety	Year	Season \$	Porbandar	Rajkot	Sabar Kantha	Surat	Surendranagar	Tapi	The Dangs	Vadodara	Valsad	State Wtd Average		
Bajra	-	2021-22	Kharif	-	1502	-	-	1940	-	-	1904	-	1702		
			Summer	-	-	1561	-	-	-	-	-	2057	-	1733	
Castor seed	-	2021-22	-	-	5294	5247	-	6193	4800	-	6995	-	5503		
Cotton	Desi	2021-22	-	-	-	-	-	5000	-	-	-	-	4310		
	Hybrid	2021-22	-	9625	8241	6881	-	7406	7500	-	9120	-	7549		
Gram	-	2021-22	-	4350	4477	-	-	4693	4307	7500	-	-	4457		
Ground Nut	-	2021-22	Kharif	5917	5514	5452	5550	5138	5756	8333	-	-	5365		
			Summer	-	5770	-	5550	-	-	-	7667	-	-	5722	
Jowar	-	2021-22	-	2850	-	-	1959	-	1744	1700	2508	3000	2543		
Maize	-	2021-22	-	-	-	1560	-	-	1797	1467	-	-	1701		
Paddy	-	2021-22	-	-	-	-	1779	-	1569	1500	1748	1683	1681		
Potato	-	2021-22	-	-	-	-	-	-	-	-	-	-	1130		
Ragi	-	2021-22	-	-	-	-	-	-	-	2367	-	3525	2946		
Rape/Mustard	-	2021-22	-	-	-	5177	-	5500	4726	-	-	-	5463		
Sesamum	-	2021-22	-	-	9045	-	-	8890	8982	-	-	-	8616		
Soyabean	-	2021-22	-	-	-	-	-	-	5858	-	-	-	6135		
Tobacco	-	2021-22	-	-	-	-	-	-	-	-	6000	-	6000		
Tur Arhar	-	2021-22	-	-	-	5275	5568	-	4956	9167	5643	7666	5818		
Wheat	-	2021-22	-	2208	2188	1921	1863	2335	1865	2100	2371	-	1994		

Table 2.9 Crop-wise District-wise Farm Harvest Prices of Principal Crops in India - Haryana

(Rs.per Quintal)

Crop Name	Variety	Year	Season \$	Ambala	Bhiwani	C Dadri	Faridabad	Fatehabad	Gurgaon	Hisar	Jhajjar	Jind	Kaithal	Karnal	Kurukshetra
Bajra	-	2021-22	Kharif	-	1897	2100	2100	2100	1703	2100	2100	1781	2100	2100	-
Barley	-	2021-22	Rabi	2528	2200	2528	2528	1600	2914	2605	2528	2668	2528	2528	2528
Chilli	-	2021-22	-	4300	-	-	-	3800	-	7200	-	5200	4700	4700	5200
Cotton	American	2021-22	-	-	8483	8793	6594	8793	8793	8793	8793	8463	8793	-	-
	Desi	2021-22	-	-	-	-	-	8542	-	8542	-	-	-	-	-
Gram	-	2021-22	Rabi	5300	5500	5500	5500	5500	5500	5500	5500	5500	5500	5500	5500
Ground Nut	-	2021-22	Kharif	-	4610	-	-	4610	-	4610	4610	-	-	-	-
Jowar	-	2021-22	-	2250	-	2250	2250	-	2250	-	-	-	-	2250	-
Maize	-	2021-22	Kharif	2200	2200	-	2200	2200	2200	2200	2200	2200	2200	2200	2200
Potato	-	2021-22	-	935	-	-	1040	1317	-	-	-	1060	1141	925	818
Rice	-	2021-22	-	2400	3350	3350	2700	2800	2300	2200	1815	3100	2900	2300	3300
Sesamum	-	2021-22	Kharif	-	8600	-	8600	6500	8500	9000	11500	-	8600	-	-
Sugarcane	-	2021-22	-	362	-	362	-	362	-	362	362	362	362	362	362
Wheat	-	2021-22	Rabi	2019	2015	2015	2015	2015	2016	2015	2015	2015	2015	2015	2015

Table 2.9 (Contd.) Crop-wise District-wise Farm Harvest Prices of Principal Crops in India - Haryana

(Rs.per Quintal)

Crop Name	Variety	Year	Season \$	Mahendragarh	Mewat	Palwal	Panchkula	Panipat	Rewari	Rohtak	Sirsa	Sonipat	Yamunanagar	State Wtd Average		
Bajra	-	2021-22	Kharif	1849	2100	2100	2100	2100	2100	2100	2100	2100	2100	2100	2100	
Barley	-	2021-22	Rabi	2528	2528	2528	2528	2528	2948	2828	2760	2828	2528	2528	2528	
Chilli	-	2021-22	-	5200	-	3500	5200	5200	4700	-	-	-	5300	4300		
Cotton	American	2021-22	-	7979	8793	8793	-	-	8793	8793	8562	8793	-	8793		
	Desi	2021-22	-	-	-	-	-	-	-	-	8542	-	-	8542		
Gram	-	2021-22	Rabi	5500	5500	-	5500	5500	6320	5300	5500	5500	5500	5500	5500	
Ground Nut	-	2021-22	Kharif	-	-	-	4610	-	4610	-	4610	-	-	-	4610	
Jowar	-	2021-22	-	2250	2250	2250	-	-	-	2250	2250	2100	-	2236		
Maize	-	2021-22	Kharif	2200	2200	2200	2200	2200	2200	-	2200	2200	2200	2200	2200	
Potato	-	2021-22	-	-	-	-	1175	1203	-	-	1540	1055	1110	1145		
Rice	-	2021-22	-	3000	4500	3150	4200	3300	3600	3300	3200	2550	4000	2913		
Sesamum	-	2021-22	Kharif	-	11000	8600	8800	-	8800	8800	8800	8800	-	9138		
Sugarcane	-	2021-22	-	-	362	362	362	362	-	362	-	362	362	362	362	
Wheat	-	2021-22	Rabi	2019	2015	2015	2015	2015	2099	2015	2017	2015	2015	2015	2015	

Table 2.10 Crop-wise District-wise Farm Harvest Prices of Principal Crops in India - Himachal Pradesh

(Rs.per Quintal)

Crop Name	Variety	Year	Season \$	Bilaspur	Chamba	Hamirpur	Kangra	Kinnaur	Kullu	Lahaul & Spiti	Mandi	Shimla	Sirmaur	Solan	Una
Bajra	-	2021-22	Kharif	4000	-	-	3022	-	-	-	-	-	-	-	-
Barley	-	2021-22	Rabi	4800	2210	2000	2990	6300	-	5000	-	-	-	-	-
Chilli	-	2021-22	-	15000	12000	16000	16208	-	-	-	13563	-	-	-	19000
Ginger	-	2021-22	-	11000	6250	5000	9840	-	-	-	10967	6850	6750	6245	6000
Gram	-	2021-22	-	9000	9940	7650	8008	-	11600	-	9700	8250	8050	8050	7500
Ground Nut	-	2021-22	-	11000	-	-	12260	-	-	-	-	-	6960	8390	10000
Jowar	-	2021-22	Kharif	4500	-	-	3533	-	-	-	-	-	-	-	-
Linseed	-	2021-22	-	10500	9620	9600	12020	-	-	-	9620	-	-	9010	-
Maize	-	2021-22	-	2000	1610	2375	2095	3300	3200	3000	1711	2050	1660	1960	2000
Paddy	-	2021-22	-	3000	3060	3600	2252	-	2500	-	2555	2660	2550	3250	2200
Potato	-	2021-22	Rabi	2500	2491	1100	2168	-	2000	3200	1871	2230	2020	2230	1500
Ragi	-	2021-22	-	4500	5200	4800	5400	4500	4800	-	4650	4750	4650	4600	4650
Rape/Mustard	-	2021-22	-	8000	7500	6650	6910	-	6800	6000	6045	6450	5050	5050	5400
Rice	-	2021-22	-	3000	3060	3600	2252	-	2500	-	2555	2660	2550	3250	2200
Sesamum	-	2021-22	-	16000	-	12040	12944	-	-	-	8800	-	9500	12510	12000
Soyabean	-	2021-22	-	8000	-	-	8192	-	9000	-	5567	-	5850	8600	-
Sugar Raw	-	2021-22	-	4200	-	-	4500	-	-	-	-	-	-	-	7000
Sugarcane	-	2021-22	-	-	-	-	-	-	-	-	-	-	-	-	700
Toria	-	2021-22	-	8000	-	-	7777	-	-	-	-	-	-	-	-
Tur Arhar	-	2021-22	-	11000	12500	-	11050	12700	12400	13100	11254	9900	9440	10500	-
Turmeric	-	2021-22	-	18500	15500	15500	15704	-	-	-	10030	-	15500	16660	20000
Wheat	-	2021-22	Rabi	2000	2195	2400	2235	-	2400	2300	2000	2350	2220	2135	2000

Table 2.10 (Contd.) Crop-wise District-wise Farm Harvest Prices of Principal Crops in India - Himachal Pradesh

(Rs.per Quintal)

Crop Name	Variety	Year	Season \$	State Wtd Average											
Bajra	-	2021-22	Kharif	3511											
Barley	-	2021-22	Rabi	3884											
Chilli	-	2021-22	-	15295											
Ginger	-	2021-22	-	7655											
Gram	-	2021-22	-	8775											
Ground Nut	-	2021-22	-	9722											
Jowar	-	2021-22	Kharif	4016											
Linseed	-	2021-22	-	10062											
Maize	-	2021-22	-	2247											
Paddy	-	2021-22	-	2762											
Potato	-	2021-22	Rabi	2120											
Ragi	-	2021-22	-	4773											
Rape/Mustard	-	2021-22	-	6350											
Rice	-	2021-22	-	2762											
Sesamum	-	2021-22	-	11970											
Soyabean	-	2021-22	-	7535											
Sugar Raw	-	2021-22	-	5234											
Sugarcane	-	2021-22	-	700											
Toria	-	2021-22	-	7888											
Tur Arhar	-	2021-22	-	11384											
Turmeric	-	2021-22	-	15924											
Wheat	-	2021-22	Rabi	2203											

Table 2.11 Crop-wise District-wise Farm Harvest Prices of Principal Crops in India - Jammu & Kashmir

(Rs.per Quintal)

Crop Name	Variety	Year	Season \$	Anantnag	Bandipora	Baramulla	Budgam	Doda	Ganderbal	Jammu	Kathua	Kishtwar	Kulgam	Kupwara	Poonch
Bajra	-	2021-22	-	-	-	-	-	-	-	2150	2150	-	-	-	-
Barley	-	2021-22	-	-	-	-	-	1600	1740	1550	1550	1650	-	-	-
Chilli	-	2021-22	-	18500	12000	20000	24000	-	-	2000	12000	-	18000	16500	20000
Linseed	-	2021-22	-	-	-	-	-	-	-	9500	9500	-	-	-	-
Maize	-	2021-22	-	2200	1800	2500	2250	2000	1240	1850	1850	2500	2200	2800	2000
Paddy	-	2021-22	-	2100	1500	2250	1200	4500	1400	1868	1868	3800	1850	1700	4000
Potato	-	2021-22	-	2200	2500	2500	2750	2000	2034	1500	1500	4000	1600	2500	2500
Rape/Mustard	-	2021-22	-	5500	5000	8000	10000	12000	4250	4650	6000	9000	8000	5200	9000
Sesamum	-	2021-22	-	-	-	-	-	-	-	6855	6855	-	-	-	-
Sugarcane	-	2021-22	-	-	-	-	-	-	-	2200	-	-	-	-	-
Wheat	-	2021-22	-	-	-	-	2500	3000	-	1975	1975	2500	2000	-	2700

Table 2.11 (Contd.) Crop-wise District-wise Farm Harvest Prices of Principal Crops in India - Jammu & Kashmir

(Rs.per Quintal)

Crop Name	Variety	Year	Season \$	Pulwama	Rajauri	Rambon	Reasi	Samba	Shopian	Srinagar	Udhampur	State Wtd Average			
Bajra	-	2021-22	-	-	1750	-	2000	2150	-	-	1500	2013			
Barley	-	2021-22	-	-	-	1600	1550	1550	-	-	1550	1567			
Chilli	-	2021-22	-	20000	11500	-	-	-	8000	12000	4500	15796			
Linseed	-	2021-22	-	6000	-	-	-	-	-	-	-	6227			
Maize	-	2021-22	-	3000	1650	1850	1700	1850	1400	2500	1850	1922			
Paddy	-	2021-22	-	1450	1850	1888	2700	1888	1300	1700	1868	1789			
Potato	-	2021-22	-	3000	2000	-	-	-	2250	2000	1500	2352			
Rape/Mustard	-	2021-22	-	6000	9500	4650	5000	4650	8000	10000	5000	7111			
Sesamum	-	2021-22	-	-	-	-	6800	6855	-	-	6800	6849			
Sugarcane	-	2021-22	-	-	-	-	-	2000	-	-	-	2196			
Wheat	-	2021-22	-	3100	2250	1975	1900	1975	-	-	1975	2070			

Table 2.12 Crop-wise District-wise Farm Harvest Prices of Principal Crops in India - Jharkhand

(Rs.per Quintal)

Crop Name	Variety	Year	Season \$	Bokaro	Chatra	Deoghar	Dhanbad	Dumka	East Singhbhum	Garhwa	Giridih	Godda	Gumla	Hazaribagh	Jamtara
Barley	-	2021-22	Rabi	-	2153	-	-	-	-	-	1922	-	-	-	-
Chilli	-	2021-22	Rabi	9278	-	-	4955	-	-	-	9711	-	-	5310	8000
	Green	2021-22	Autum	-	-	-	-	-	-	-	-	-	-	-	-
			Winter	-	-	-	3500	-	-	-	-	-	6167	-	-
Ginger	-	2021-22	Rabi	-	-	8078	-	-	-	-	11761	-	-	-	-
Gram	-	2021-22	Rabi	6080	5961	5900	6159	5550	5250	4857	6645	6644	5667	5326	7000
Ground Nut	-	2021-22	Winter	-	3338	-	-	7422	-	-	-	-	-	-	-
Linseed	-	2021-22	Rabi	-	-	-	-	-	-	-	-	6422	-	-	-
Maize	-	2021-22	Rabi	-	-	1622	-	-	-	-	-	-	-	1541	-
			Summer	-	1439	1450	-	2022	1917	1344	1526	2042	-	-	-
	Bhadea	2021-22	Autum	-	1354	1988	2840	1380	2150	1263	1210	1988	1546	1242	1819
Mesta	-	2021-22	Autum	-	-	-	-	2121	-	-	-	-	-	-	-
Paddy	-	2021-22	Summer	-	1206	-	-	-	1658	-	-	-	-	-	-
	Aghani	2021-22	Winter	1313	1278	1394	1512	1443	1341	1214	1593	1594	1279	1299	1950
	Bhadea	2021-22	Autum	-	-	1451	-	1365	1525	1319	1543	-	1421	-	1950
Potato	-	2021-22	Rabi	-	1119	-	1384	-	1533	-	1107	1611	1367	-	3000
			Summer	-	-	-	-	-	-	-	-	-	-	-	-
	Aghani	2021-22	Winter	2733	2985	2016	1856	2100	1361	1285	1625	2222	1283	2549	2122
Ragi	Bhadea	2021-22	Autum	-	3127	5086	-	-	-	-	1400	1575	1914	-	-
Rape/Mustard	-	2021-22	Rabi	-	8132	5800	-	5233	5156	-	7872	-	5817	4821	5777
Sesamum	-	2021-22	Winter	-	8705	12083	-	-	-	-	8620	-	-	-	18000
	Bhadea	2021-22	Autum	-	-	-	-	-	-	-	8467	12538	-	-	-
Tur Arhar	-	2021-22	Rabi	-	6018	6100	-	6778	8206	-	5487	7422	4636	7005	7000
			Winter	-	-	-	-	-	7391	-	6239	-	-	-	-
Turmeric	-	2021-22	Rabi	-	-	-	-	-	-	-	-	-	-	-	-
Wheat	-	2021-22	Rabi	1810	1899	1744	1791	1859	2011	1733	1608	2178	2109	1533	1967

Table 2.12 (Contd.) Crop-wise District-wise Farm Harvest Prices of Principal Crops in India - Jharkhand

(Rs.per Quintal)

Crop Name	Variety	Year	Season \$	Khunti	Koderma	Latehar	Lohardaga	Pakur	Palamu	Ramgarh	Ranchi	Sahibganj	Seraikela	Simdega	West Singhbhum
Barley	-	2021-22	Rabi	-	-	-	-	-	-	-	-	2083	-	-	-
Chilli	-	2021-22	Rabi	-	-	-	9900	-	-	3660	-	-	-	-	-
	Green	2021-22	Autum	-	-	-	-	-	-	2650	-	-	-	-	-
			Winter	-	-	3001	-	-	-	-	-	-	-	-	-
Ginger	-	2021-22	Rabi	-	-	-	9560	-	-	6670	-	-	-	-	-
Gram	-	2021-22	Rabi	5525	5794	4866	6350	4946	4588	5950	6451	6044	5322	5556	5500
Ground Nut	-	2021-22	Winter	-	4006	3036	4550	-	-	6000	-	-	-	5489	-
Linseed	-	2021-22	Rabi	-	-	-	-	-	-	-	-	6094	3341	-	6229
Maize	-	2021-22	Rabi	-	-	-	-	-	-	-	-	2077	-	-	-
			Summer	-	2100	1337	2100	1544	1301	-	1685	-	3682	-	-
	Bhadea	2021-22	Autum	1089	1719	1171	1800	1698	-	1860	1822	1437	1053	1356	1327
Mesta	-	2021-22	Autum	-	-	-	-	-	-	-	-	-	-	-	-
Paddy	-	2021-22	Summer	-	-	1432	1600	1505	-	-	1800	1383	-	1321	-
	Aghani	2021-22	Winter	1222	1555	1415	1450	1626	1243	2100	1589	1398	1302	1300	1593
	Bhadea	2021-22	Autum	1307	1667	1304	1600	1751	-	1680	1895	1375	1295	1231	1228
Potato	-	2021-22	Rabi	1583	1544	1370	2120	-	1802	1210	1509	1250	-	1711	-
			Summer	1236	-	-	-	-	-	-	-	-	-	-	-
	Aghani	2021-22	Winter	2180	2463	2944	3550	1697	2054	1900	1876	2285	2152	2500	2160
Ragi	Bhadea	2021-22	Autum	1909	2425	1811	2030	2770	-	3131	1328	-	-	1869	-
Rape/Mustard	-	2021-22	Rabi	5546	5644	4555	7060	6212	5413	6280	3739	6544	5320	5756	7511
Sesamum	-	2021-22	Winter	-	-	10343	-	-	-	-	-	-	-	5978	-
	Bhadea	2021-22	Autum	-	-	10276	-	-	11491	-	-	-	-	-	-
Tur Arhar	-	2021-22	Rabi	8203	7194	5702	6630	5556	6809	8250	4973	8483	9346	4022	6657
			Winter	-	-	-	-	-	-	-	-	-	6115	-	-
Turmeric	-	2021-22	Rabi	-	-	-	-	-	-	-	-	1255	-	-	-
Wheat	-	2021-22	Rabi	1573	1958	1717	2000	1755	1669	2160	1949	2077	2592	1956	2189

Table 2.12 (Contd.) Crop-wise District-wise Farm Harvest Prices of Principal Crops in India - Jharkhand

(Rs.per Quintal)

Crop Name	Variety	Year	Season \$	State Wtd Average											
Barley	-	2021-22	Rabi	3145											
Chilli	-	2021-22	Rabi	8380											
	Green	2021-22	Autum	2650											
			Winter	4223											
Ginger	-	2021-22	Rabi	9017											
Gram	-	2021-22	Rabi	5747											
Ground Nut	-	2021-22	Winter	4834											
Linseed	-	2021-22	Rabi	4727											
Maize	-	2021-22	Rabi	1747											
			Summer	1821											
	Bhadea	2021-22	Autum	1582											
Mesta	-	2021-22	Autum	2121											
Paddy	-	2021-22	Summer	1488											
	Aghani	2021-22	Winter	1458											
	Bhadea	2021-22	Autum	1495											
Potato	-	2021-22	Rabi	1576											
			Summer	1236											
	Aghani	2021-22	Winter	2162											
Ragi	Bhadea	2021-22	Autum	2336											
Rape/Mustard	-	2021-22	Rabi	5909											
Sesamum	-	2021-22	Winter	10622											
	Bhadea	2021-22	Autum	10693											
Tur Arhar	-	2021-22	Rabi	6689											
			Winter	6582											
Turmeric	-	2021-22	Rabi	1255											
Wheat	-	2021-22	Rabi	1910											

Table 2.13 Crop-wise District-wise Farm Harvest Prices of Principal Crops in India - Karnataka

(Rs.per Quintal)

Crop Name	Variety	Year	Season \$	Bagalkote	Ballari	Bangalore Rural	Bangalore Urban	Belagavi	Bidar	Chamrajnagar	Chickaballapura	Chickmagalur	Chitradurga	D. Kannada	Davangere	
Arecanut	-	2021-22	Summer	-	-	-	-	-	-	-	-	-	47212	44201	-	
Bajra	-	2021-22	Kharif	1688	1737	-	-	-	-	-	-	-	-	-	-	
	Local	2021-22	Kharif	1480	-	-	-	-	-	-	-	-	-	-	-	
Cashewnut	-	2021-22	Summer	-	-	-	-	-	-	-	-	-	-	8937	-	
Castor seed	-	2021-22	Kharif	-	-	-	-	-	-	-	-	-	-	-	-	
Chilli	Dry	2021-22	-	-	-	-	-	-	-	-	-	-	-	-	-	
			Kharif	13180	-	-	-	-	-	-	-	-	-	-	-	
Cotton	Desi	2021-22	Kharif	-	-	-	-	-	-	4626	-	-	-	-	-	
	Hybrid	2021-22	Kharif	-	-	-	-	10005	-	-	-	-	-	-	-	
Rabi			-	-	-	-	-	-	-	-	-	-	-	-		
Ginger	-	2021-22	Summer	-	-	-	-	-	-	-	-	-	-	-	-	
Gram	Bengalgram	2021-22	Rabi	4693	4827	-	-	4792	4543	-	-	4720	4614	-	-	
Ground Nut	-	2021-22	Kharif	-	6059	-	-	5561	-	-	4557	3362	5606	-	-	
			Rabi	5194	6812	-	-	-	-	-	-	-	-	-	-	
			Summer	5018	6363	-	-	-	-	-	-	-	-	5782	-	-
Jowar	HYV	2021-22	Kharif	-	1569	-	-	-	-	-	-	-	-	-	-	
			Rabi	-	2124	-	-	1929	-	2775	-	-	-	-	-	
	Local	2021-22	Kharif	-	-	-	-	-	-	-	-	-	-	-	-	
			Rabi	2047	-	-	-	-	-	-	-	-	-	-	-	
Maize	HB	2021-22	Kharif	1616	1735	2118	-	1742	-	1637	-	1946	1620	-	1911	
			Rabi	1886	2286	-	-	1945	-	-	-	-	-	2220	-	-
			Summer	2181	-	-	-	-	-	-	-	-	-	-	-	-
Paddy	-	2021-22	Kharif	-	1945	-	-	-	-	1706	-	2054	-	1676	1951	
			Rabi	-	1978	-	-	-	-	-	-	-	-	-	-	
			Summer	-	1800	-	-	-	-	-	-	-	-	-	-	
	Local	2021-22	Kharif	-	-	-	-	-	-	-	-	-	-	-		
Pepper	-	2021-22	Summer	-	-	-	-	-	-	-	-	-	45078	-		
Potato	-	2021-22	Kharif	-	-	-	-	-	-	-	-	1992	-	-		
Ragi	HYV	2021-22	Kharif	-	-	2035	2875	-	-	-	2125	2804	-	-	-	
			Rabi	-	-	-	-	-	-	-	-	-	-	-		
			Summer	-	-	-	-	-	-	-	-	-	-	-		
	Local	2021-22	Kharif	-	1912	-	-	-	-	1745	-	-	-	-	-	
			Rabi	-	2055	-	-	-	-	-	-	-	-	-		
Summer	-	2373	-	-	-	-	-	-	-	-	-	-				
Sesamum	-	2021-22	Kharif	-	-	-	-	-	-	-	-	4100	-	-		

Table 2.13 (Contd.) Crop-wise District-wise Farm Harvest Prices of Principal Crops in India - Karnataka

(Rs.per Quintal)

Crop Name	Variety	Year	Season \$	Dharwad	Gadag	Hassan	Haveri	Kalburagi	Kodagu	Kolar	Koppal	Mandya	Mysore	Raichur	Ramanagar
Arecanut	-	2021-22	Summer	-	-	47425	47850	-	-	-	42312	40881	-	-	-
Bajra	-	2021-22	Kharif	-	-	-	-	1581	-	-	1590	-	-	-	1605
	Local	2021-22	Kharif	-	-	-	-	1702	-	-	1503	-	-	-	-
Cashewnut	-	2021-22	Summer	-	-	-	-	-	-	-	-	-	-	-	-
Castor seed	-	2021-22	Kharif	-	2880	-	-	-	-	-	-	-	-	-	-
Chilli	Dry	2021-22	-	-	5615	-	-	-	-	-	-	-	-	-	-
			Kharif	9820	-	-	-	-	-	-	-	-	-	-	-
Cotton	Desi	2021-22	Kharif	4150	-	-	-	-	-	-	4600	-	-	-	-
	Hybrid	2021-22	Kharif	6842	-	-	9976	-	-	-	-	-	-	7218	-
			Rabi	7421	5641	-	-	-	-	-	-	-	-	-	-
Ginger	-	2021-22	Summer	-	-	1000	-	-	-	-	-	-	2166	-	-
Gram	Bengalgram	2021-22	Rabi	4082	4758	-	4552	4237	-	-	4922	-	-	-	-
Ground Nut	-	2021-22	Kharif	5456	5217	-	5203	5726	-	6125	5206	-	-	-	-
			Rabi	-	6668	-	-	-	-	-	6536	-	-	-	-
			Summer	-	5958	-	5245	-	-	-	6200	-	-	-	-
Jowar	HYV	2021-22	Kharif	-	-	1750	-	2578	-	-	-	-	1804	-	-
			Rabi	1329	-	-	-	3166	-	-	1267	-	-	-	-
	Local	2021-22	Kharif	-	1302	-	-	1774	-	-	-	-	1559	-	-
			Rabi	-	2164	-	2233	-	-	-	1417	-	-	-	-
Maize	HB	2021-22	Kharif	1571	1493	1572	1697	1722	-	-	1867	1816	1198	-	-
			Rabi	1918	1454	1906	1919	2586	-	-	1972	-	1138	-	-
			Summer	-	-	-	2066	-	-	-	-	-	-	-	-
Paddy	-	2021-22	Kharif	-	-	1765	1805	2662	1554	2000	1889	1868	1774	-	1887
			Rabi	-	-	-	-	-	-	-	-	-	-	-	-
			Summer	-	-	-	1663	-	-	-	-	1703	1793	1819	-
	Local	2021-22	Kharif	-	-	-	-	-	-	-	1764	-	-	-	-
Pepper	-	2021-22	Summer	-	-	-	-	-	-	-	-	-	-	-	-
Potato	-	2021-22	Kharif	-	-	2037	-	1820	-	-	-	-	-	-	-
Ragi	HYV	2021-22	Kharif	-	-	2148	-	-	-	2900	-	2876	2574	2584	-
			Rabi	-	-	-	-	-	-	-	-	2969	2624	-	-
			Summer	-	-	-	-	-	-	-	-	2973	-	-	-
	Local	2021-22	Kharif	-	1435	-	-	-	-	-	-	-	-	-	-
			Rabi	-	-	2031	-	-	-	-	-	-	-	-	-
Summer	-	-	-	-	-	-	-	-	-	-	-	-	-		
Sesamum	-	2021-22	Kharif	-	7596	9002	-	8975	-	-	9607	7362	9042	-	-

Table 2.13 (Contd.) Crop-wise District-wise Farm Harvest Prices of Principal Crops in India - Karnataka

(Rs.per Quintal)

Crop Name	Variety	Year	Season \$	Shivamoga	Tumkur	U.Kannada	Udupi	Vijayapura	Yadgir	State Wtd Average					
Arecanut	-	2021-22	Summer	45513	42252	47440	41782	-	-	44687					
Bajra	-	2021-22	Kharif	-	-	-	-	1450	1646	1614					
	Local	2021-22	Kharif	-	-	-	-	-	-	1562					
Cashewnut	-	2021-22	Summer	-	-	-	9341	-	-	9139					
Castor seed	-	2021-22	Kharif	-	-	-	-	-	-	2880					
Chilli	Dry	2021-22	-	-	-	-	-	-	6847	6231					
			Kharif	-	-	-	-	-	-	-	11500				
Cotton	Desi	2021-22	Kharif	-	-	-	-	-	-	4459					
	Hybrid	2021-22	Kharif	-	-	-	-	8283	8795	8520					
Rabi			-	-	-	-	-	-	-	6531					
Ginger	-	2021-22	Summer	2562	-	-	-	-	-	1909					
Gram	Bengalgram	2021-22	Rabi	-	-	-	-	-	-	4613					
Ground Nut	-	2021-22	Kharif	-	5896	-	-	-	-	5331					
			Rabi	-	-	-	-	-	-	6303					
			Summer	-	-	-	-	-	-	5761					
Jowar	HYV	2021-22	Kharif	-	2800	-	-	-	-	2100					
			Rabi	-	-	-	-	-	-	2098					
	Local	2021-22	Kharif	-	-	-	-	-	-	1545					
			Rabi	-	-	-	-	-	-	-	1965				
Maize	HB	2021-22	Kharif	1750	-	1688	-	1580	-	1699					
			Rabi	-	-	-	-	-	-	1930					
			Summer	1940	-	-	-	-	-	2062					
Paddy	-	2021-22	Kharif	1787	-	1828	1797	-	1790	1874					
			Rabi	-	-	-	2021	-	-	2000					
			Summer	1896	-	-	-	-	-	1764					
	Local	2021-22	Kharif	-	-	1800	-	-	-	1782					
Pepper	-	2021-22	Summer	-	-	-	-	-	-	45078					
Potato	-	2021-22	Kharif	-	-	-	-	-	-	1950					
Ragi	HYV	2021-22	Kharif	-	2175	-	-	-	-	2510					
			Rabi	-	-	-	-	-	-	2797					
			Summer	-	-	-	-	-	-	2973					
	Local	2021-22	Kharif	-	2124	-	-	-	-	1804					
			Rabi	-	-	-	-	-	-	2043					
Summer	-	-	-	-	-	-	-	2373							
Sesamum	-	2021-22	Kharif	-	-	-	-	-	-	7955					

Table 2.13 (Contd.) Crop-wise District-wise Farm Harvest Prices of Principal Crops in India - Karnataka

(Rs.per Quintal)

Crop Name	Variety	Year	Season \$	Bagalkote	Ballari	Bangalore Rural	Bangalore Urban	Belagavi	Bidar	Chamrajnagar	Chickaballapura	Chickmagalur	Chitradurga	D. Kannada	Davangere
Soyabean	-	2021-22	Kharif	-	-	-	-	3100	5868	-	-	-	-	-	-
Sugarcane	-	2021-22	Summer	-	-	-	-	-	-	-	-	-	-	-	-
Sunflower	-	2021-22	-	-	-	-	-	-	-	-	-	-	-	-	-
			Kharif	5185	6031	-	-	5268	-	4461	-	5703	5546	-	-
			Rabi	-	-	-	-	-	-	4400	-	-	-	-	-
Tobacco	-	2021-22	Summer	-	-	-	-	-	-	-	-	-	-	-	
Tur Arhar	-	2021-22	-	-	-	-	-	-	-	-	-	-	-	-	
			Kharif	5096	-	-	-	4129	6146	-	-	-	4412	-	-
Wheat	-	2021-22	Rabi	2379	-	-	-	2100	-	-	-	-	-	-	

Table 2.13 (Contd.) Crop-wise District-wise Farm Harvest Prices of Principal Crops in India - Karnataka

(Rs.per Quintal)

Crop Name	Variety	Year	Season \$	Dharwad	Gadag	Hassan	Haveri	Kalburagi	Kodagu	Kolar	Koppal	Mandya	Mysore	Raichur	Ramanagar
Soyabean	-	2021-22	Kharif	6076	3212	-	6063	5745	-	-	-	-	-	-	-
Sugarcane	-	2021-22	Summer	-	-	2631	2797	-	-	-	-	2229	2899	-	-
Sunflower	-	2021-22	-	-	5382	-	-	5433	-	-	-	-	-	-	-
			Kharif	-	5285	-	-	5084	-	-	5789	-	-	-	5979
			Rabi	-	6996	-	6825	5176	-	-	-	-	-	-	-
Tobacco	-	2021-22	Summer	-	-	14862	-	-	-	-	-	-	17278	-	-
Tur Arhar	-	2021-22	-	-	3465	-	-	-	-	-	-	-	-	-	-
			Kharif	-	-	-	-	6151	-	-	4564	-	-	-	-
Wheat	-	2021-22	Rabi	-	2214	-	-	2574	-	-	-	-	-	-	-

Table 2.13 (Contd.) Crop-wise District-wise Farm Harvest Prices of Principal Crops in India - Karnataka

(Rs.per Quintal)

Crop Name	Variety	Year	Season \$	Shivamoga	Tumkur	U.Kannada	Udupi	Vijayapura	Yadgir	State Wtd Average					
Soyabean	-	2021-22	Kharif	-	-	-	-	-	-	5011					
Sugarcane	-	2021-22	Summer	-	-	3486	-	-	-	2808					
Sunflower	-	2021-22	-	-	-	-	-	-	-	5408					
			Kharif	-	-	-	-	5937	-	5479					
			Rabi	-	-	-	-	-	-	5849					
Tobacco	-	2021-22	Summer	-	-	-	-	-	16070						
Tur Arhar	-	2021-22	-	-	-	-	-	-	-	3465					
			Kharif	-	-	-	-	5570	6240	5289					
Wheat	-	2021-22	Rabi	-	-	-	-	-	-	2317					

Table 2.14 Crop-wise District-wise Farm Harvest Prices of Principal Crops in India - Kerala

(Rs.per Quintal)

Crop Name	Variety	Year	Season \$	Alappuzha	Ernakulam	Idukki	Kannur	Kasargod	Kollam	Kottayam	Kozhikode	Malappuram	Palakkad	Pathanamthitta	Thiruvananthapuram
Arecanut	-	2021-22	-	279	137	133	285	304	190	263	259	210	210	284	241
Banana	-	2021-22	-	4214	3361	2946	3488	2984	4487	3645	3165	2424	2926	3749	3892
Cashewnut	-	2021-22	-	-	7100	7511	9964	9789	8424	7578	7579	8414	9369	7750	-
Coconut	-	2021-22	-	2278	1925	2098	1405	1604	2523	1978	1172	1366	1828	1971	2091
Ginger	Dry	2021-22	-	-	-	17833	-	-	-	16500	-	16300	20357	-	-
Paddy	-	2021-22	-	2804	2700	2339	2154	1929	2840	2801	2885	2143	2815	2737	2825
Pepper	-	2021-22	-	40000	32304	33313	32351	33290	33470	32334	32168	32093	32116	31932	30286
Tapioca	-	2021-22	-	1666	1133	1485	1686	1786	1551	1338	1705	968	1181	1719	2062
Turmeric	-	2021-22	-	2200	1900	1904	2258	-	2123	1483	2938	7600	1544	1471	2500

Table 2.14 (Contd.) Crop-wise District-wise Farm Harvest Prices of Principal Crops in India - Kerala

(Rs.per Quintal)

Crop Name	Variety	Year	Season \$	Trichur	Wayanad	State Wtd Average									
Arecanut	-	2021-22	-	273	114	254									
Banana	-	2021-22	-	3288	2061	3795									
Cashewnut	-	2021-22	-	8485	8100	9473									
Coconut	-	2021-22	-	1923	1604	1397									
Ginger	Dry	2021-22	-	-	18475	8935									
Paddy	-	2021-22	-	2800	1687	2681									
Pepper	-	2021-22	-	32343	33914	46120									
Tapioca	-	2021-22	-	1494	1054	1542									
Turmeric	-	2021-22	-	2270	1714	2581									

Table 2.15 Crop-wise District-wise Farm Harvest Prices of Principal Crops in India - Madhya Pradesh

(Rs.per Quintal)

Crop Name	Variety	Year	Season \$	Alirajpur	Anuppur	Balaghat	Barwani	Bhind	Bhopal	Burhanpur	Chhindwara	Damoh	Datia	Dewas	Dhar
Bajra	-	2021-22	Kharif	-	-	-	1719	1620	-	2132	-	-	1940	-	-
Barley	-	2021-22	Rabi	-	-	-	-	1665	-	-	-	-	2055	-	-
Castor seed	-	2021-22	-	-	-	-	-	-	-	-	-	-	-	-	-
Chilli	-	2021-22	-	-	-	-	-	17662	8176	16500	14545	-	-	-	16294
Cotton	-	2021-22	-	-	-	-	-	-	-	5488	8000	-	-	-	8326
Ginger	Fresh	2021-22	-	-	-	5600	4202	-	-	3569	4280	2323	-	-	4183
Gram	-	2021-22	Rabi	-	5857	-	-	5249	4817	4474	4947	4775	4649	4550	4858
Ground Nut	-	2021-22	Kharif	-	-	-	-	-	3379	6160	6555	-	-	-	-
Jowar	-	2021-22	Kharif	-	-	-	2122	1648	-	2149	2946	-	2028	-	1800
			Rabi	-	-	-	-	-	-	-	-	-	-	2150	-
Linseed	-	2021-22	Rabi	-	5640	-	-	-	-	-	-	-	-	-	-
Maize	-	2021-22	Kharif	-	1575	-	-	-	1743	1177	1627	-	1679	-	1580
Paddy	Fine	2021-22	-	-	2200	1940	-	2860	-	-	-	-	2162	-	-
	Local	2021-22	-	-	1533	-	-	1887	-	-	-	-	1876	-	-
	Medium	2021-22	-	-	1792	-	-	2031	-	-	-	-	2141	-	-
Potato	-	2021-22	Summer	-	-	-	-	-	-	-	1465	-	-	1550	1663
			Winter	-	2350	-	-	-	-	-	1650	1046	-	1490	-
	Hills	2021-22	Summer	-	-	-	-	-	-	-	-	-	-	-	-
			Winter	-	-	-	-	-	-	-	-	1050	-	-	-
Rape/Mustard	-	2021-22	Rabi	-	5157	-	-	6110	-	-	-	6652	-	-	
Rice	Fine	2021-22	-	-	-	-	-	3073	6574	3425	4920	-	-	-	-
	Local	2021-22	-	-	-	-	-	2500	3562	3420	4065	-	-	-	-
	Medium	2021-22	-	-	-	-	-	2700	5285	-	4620	-	-	-	-
Sannhemp	-	2021-22	-	4600	-	-	-	-	-	-	-	-	-	-	4250
Sesamum	-	2021-22	Kharif	-	6883	-	-	10072	-	11843	15000	11000	8241	-	-
Soyabean	-	2021-22	Kharif	-	-	-	-	-	3745	-	6020	-	-	7500	6179
Sugar Raw	-	2021-22	-	-	-	4200	3855	-	4183	-	3470	-	-	4500	4500
Tobacco	-	2021-22	-	-	17893	-	-	16895	-	-	-	-	-	-	-
Tur Arhar	Delay	2021-22	Kharif	-	5163	-	-	6700	6135	5499	8046	5775	-	5700	-
	Early	2021-22	Kharif	-	4894	-	-	7000	6245	-	7850	5813	-	5700	6000
Turmeric	-	2021-22	-	-	8025	-	-	-	-	-	-	-	-	-	-
Wheat	-	2021-22	Rabi	-	2095	-	2152	2040	2242	2245	2037	2210	2220	2125	2191

Table 2.15 (Contd.) Crop-wise District-wise Farm Harvest Prices of Principal Crops in India - Madhya Pradesh

(Rs.per Quintal)

Crop Name	Variety	Year	Season \$	Dindori	Guna	Gwalior	Harda	Hoshangab ad	Indore	Jabalpur	Jhabua	Katni	Khargone	Mandla	Mandsaur
Bajra	-	2021-22	Kharif	-	-	1793	-	-	-	-	-	-	-	-	-
Barley	-	2021-22	Rabi	-	-	1855	-	-	-	-	-	-	-	-	2075
Castor seed	-	2021-22	-	-	-	-	-	-	-	-	5025	-	-	-	-
Chilli	-	2021-22	-	-	-	15300	-	20000	10000	-	11650	-	9107	-	17968
Cotton	-	2021-22	-	-	-	-	-	-	-	-	5463	-	8236	-	-
Ginger	Fresh	2021-22	-	-	3649	-	6230	5125	5000	4683	-	3072	4040	-	-
Gram	-	2021-22	Rabi	6180	4911	4633	5647	-	4900	4776	4600	-	5386	4200	4023
Ground Nut	-	2021-22	Kharif	-	-	-	-	-	-	-	-	-	4400	-	4895
Jowar	-	2021-22	Kharif	-	-	2263	-	-	1700	-	-	-	2095	-	3224
			Rabi	-	-	-	2000	-	-	-	-	-	2153	-	-
Linseed	-	2021-22	Rabi	6161	4950	8400	-	-	-	6500	-	5703	-	6500	6790
Maize	-	2021-22	Kharif	1423	1405	-	-	-	-	1417	-	1588	2096	1341	1706
Paddy	Fine	2021-22	-	-	-	1900	-	-	-	2820	-	-	-	1642	-
	Local	2021-22	-	-	-	1850	-	-	-	1540	-	-	-	1312	-
	Medium	2021-22	-	-	-	-	-	-	-	2138	-	-	-	1400	-
Potato	-	2021-22	Summer	-	-	-	-	-	-	1978	-	-	-	-	-
			Winter	-	2363	1000	-	-	2000	-	-	1450	-	2000	-
	Hills	2021-22	Summer	-	2640	-	-	-	-	-	-	-	-	-	-
			Winter	-	-	-	-	-	2000	-	-	-	-	1500	-
Rape/Mustard	-	2021-22	Rabi	4660	6858	6820	-	-	-	6463	-	5000	-	5900	-
Rice	Fine	2021-22	-	3251	-	-	-	-	5000	4537	-	3590	-	-	-
	Local	2021-22	-	2162	3476	-	-	-	3000	2546	-	2430	-	-	-
	Medium	2021-22	-	2354	-	-	-	-	3500	3158	-	2980	-	-	-
Sannhemp	-	2021-22	-	-	-	-	-	-	-	-	-	-	-	-	-
Sesamum	-	2021-22	Kharif	-	14356	-	-	13000	-	8659	-	-	-	7550	8148
Soyabean	-	2021-22	Kharif	-	-	-	-	4816	6500	4500	-	-	-	-	6472
Sugar Raw	-	2021-22	-	-	3800	-	-	-	-	-	-	-	3969	-	4757
Tobacco	-	2021-22	-	-	-	-	-	-	45000	-	-	-	-	14000	-
Tur Arhar	Delay	2021-22	Kharif	-	-	-	6350	-	-	5486	5667	-	-	6500	-
	Early	2021-22	Kharif	-	-	4900	6065	-	7520	5840	-	-	5810	6000	6053
Turmeric	-	2021-22	-	-	-	-	-	-	-	-	-	-	-	-	-
Wheat	-	2021-22	Rabi	1894	2390	2020	2249	-	2150	2000	2170	1945	2174	1945	2267

Table 2.15 (Contd.) Crop-wise District-wise Farm Harvest Prices of Principal Crops in India - Madhya Pradesh

(Rs.per Quintal)

Crop Name	Variety	Year	Season \$	Morena	Narsinghpur	Panna	Raisen	Sagar	Satna	Shahdol	Shajapur	Sheopur	Shivani	Shivpuri	Sidhi	
Bajra	-	2021-22	Kharif	-	-	-	-	-	-	-	-	1688	-	1801	-	
Barley	-	2021-22	Rabi	-	-	-	-	-	1958	2950	-	-	-	-	2164	
Castor seed	-	2021-22	-	-	-	-	-	-	-	-	-	-	-	-	-	
Chilli	-	2021-22	-	-	-	-	-	-	-	-	18758	24000	-	-	-	
Cotton	-	2021-22	-	-	-	-	-	-	-	-	-	-	-	-	-	
Ginger	Fresh	2021-22	-	-	4021	-	-	-	3930	-	-	-	-	-	-	
Gram	-	2021-22	Rabi	-	4547	-	5850	6340	4695	5000	4426	4720	5423	5350	4357	
Ground Nut	-	2021-22	Kharif	-	-	-	-	-	-	-	4702	4500	-	4206	-	
Jowar	-	2021-22	Kharif	-	3577	3533	3017	-	-	-	-	-	-	-	1400	
			Rabi	-	-	-	-	-	-	-	-	-	-	-	-	
Linseed	-	2021-22	Rabi	-	-	-	-	3175	7356	5333	4130	-	8220	-	6800	
Maize	-	2021-22	Kharif	-	-	1500	2488	-	-	1502	1993	-	-	1601	1543	
Paddy	Fine	2021-22	-	-	-	-	-	-	-	-	-	-	-	-	1550	
	Local	2021-22	-	-	-	-	-	-	-	-	-	-	-	-	-	
	Medium	2021-22	-	-	-	-	-	-	-	-	-	-	-	-	1500	
Potato	-	2021-22	Summer	-	-	-	-	-	-	-	-	-	-	-	-	
			Winter	-	1421	994	-	1463	-	1280	-	1600	950	1724	1143	
	Hills	2021-22	Summer	-	1550	-	-	-	-	1200	-	-	-	-	-	1200
			Winter	-	-	-	-	-	1306	1450	-	-	-	1799	1200	
Rape/Mustard	-	2021-22	Rabi	-	-	4000	-	-	-	6167	-	6550	-	-	6000	
Rice	Fine	2021-22	-	-	4041	3682	4160	-	-	3500	-	4510	-	5420	-	
	Local	2021-22	-	-	2146	2525	2567	-	2052	2500	-	-	-	3339	-	
	Medium	2021-22	-	-	2765	2576	3350	-	-	3000	-	-	-	4671	2367	
Sannhemp	-	2021-22	-	-	-	-	-	-	-	-	-	-	-	-	-	
Sesamum	-	2021-22	Kharif	12000	11849	9131	12163	5375	9038	8692	-	-	-	9513	6844	
Soyabean	-	2021-22	Kharif	-	6393	-	3994	-	-	-	4520	5343	-	-	-	
Sugar Raw	-	2021-22	-	-	3295	4568	-	-	-	-	4251	4667	-	4107	-	
Tobacco	-	2021-22	-	-	11338	-	-	-	-	-	-	-	-	-	-	
Tur Arhar	Delay	2021-22	Kharif	-	5972	7760	-	3152	5615	5667	5890	-	5427	-	6000	
	Early	2021-22	Kharif	-	5848	8123	6050	3152	5557	-	-	-	-	-	-	
Turmeric	-	2021-22	-	-	-	-	-	-	-	8667	-	-	-	-	-	
Wheat	-	2021-22	Rabi	-	1942	-	2342	3122	1908	1900	1991	2180	2110	2120	1838	

Table 2.15 (Contd.) Crop-wise District-wise Farm Harvest Prices of Principal Crops in India - Madhya Pradesh

(Rs.per Quintal)

Crop Name	Variety	Year	Season \$	Singhroli	Tikamgarh	Umaria	State Wtd Average								
Bajra	-	2021-22	Kharif	-	-	-	1813								
Barley	-	2021-22	Rabi	-	1950	-	2084								
Castor seed	-	2021-22	-	-	-	-	5025								
Chilli	-	2021-22	-	-	-	-	15235								
Cotton	-	2021-22	-	-	-	-	7102								
Ginger	Fresh	2021-22	-	-	4137	5725	4300								
Gram	-	2021-22	Rabi	-	-	6500	5021								
Ground Nut	-	2021-22	Kharif	-	-	-	4850								
Jowar	-	2021-22	Kharif	-	3633	-	2476								
			Rabi	-	-	-	2101								
Linseed	-	2021-22	Rabi	-	-	7000	6177								
Maize	-	2021-22	Kharif	-	-	-	1630								
Paddy	Fine	2021-22	-	2000	-	-	2119								
	Local	2021-22	-	-	-	-	1666								
	Medium	2021-22	-	1850	-	1700	1819								
Potato	-	2021-22	Summer	-	-	-	1664								
			Winter	-	1679	-	1533								
	Hills	2021-22	Summer	-	-	-	1635								
			Winter	-	1655	-	1495								
Rape/Mustard	-	2021-22	Rabi	-	-	-	5872								
Rice	Fine	2021-22	-	5510	-	-	4322								
	Local	2021-22	-	-	-	-	2811								
	Medium	2021-22	-	2755	-	-	3297								
Sannhemp	-	2021-22	-	-	-	4125									
Sesamum	-	2021-22	Kharif	7570	8363	7800	9700								
Soyabean	-	2021-22	Kharif	-	-	-	5499								
Sugar Raw	-	2021-22	-	-	4160	-	4215								
Tobacco	-	2021-22	-	-	-	-	21025								
Tur Arhar	Delay	2021-22	Kharif	-	-	7000	5975								
	Early	2021-22	Kharif	-	-	-	6022								
Turmeric	-	2021-22	-	-	-	12125	9606								
Wheat	-	2021-22	Rabi	-	1934	2700	2147								

Table 2.16 Crop-wise District-wise Farm Harvest Prices of Principal Crops in India - Maharashtra

(Rs.per Quintal)

Crop Name	Variety	Year	Season \$	Ahmednagar	Akola	Amravati	Aurangabad	Beed	Bhandara	Buldhana	Chandrapur	Dhule	Gadchiroli	Gondia	Hingoli
Bajra	-	2021-22	Kharif	1924	2011	1888	2044	2114	-	1906	-	1966	-	-	-
Castor seed	-	2021-22	-	5916	4633	5920	4983	-	3721	3867	-	5311	-	-	3575
Gram	-	2021-22	-	4307	4544	4343	4149	4177	4403	4200	4273	5007	-	-	4377
Ground Nut	-	2021-22	-	4459	-	6011	4139	5037	-	5482	-	5511	5413	-	5580
Jowar	-	2021-22	Kharif	2023	1523	1455	1891	1928	-	1564	-	1907	2640	-	1527
Linseed	-	2021-22	-	6267	-	-	5500	5000	7361	-	-	-	-	-	-
Maize	-	2021-22	Kharif	1814	1828	1687	1884	1853	-	1811	-	1912	1877	-	-
Nigerseed	-	2021-22	-	-	-	-	-	2100	-	-	-	-	-	-	-
Paddy	-	2021-22	-	-	-	-	-	-	1990	-	2321	-	2247	1894	-
Rape/Mustard	-	2021-22	-	6139	5450	-	5786	6099	5043	5228	-	3251	-	-	-
Sesamum	-	2021-22	-	7329	8620	9274	9028	9277	-	9232	-	8823	-	-	-
Soyabean	-	2021-22	-	5886	5976	5945	5815	6040	5028	5960	5786	5894	-	-	6004
Sunflower	-	2021-22	-	5216	4416	-	5760	5931	-	5435	-	7401	-	-	-
Tur Arhar	-	2021-22	-	5578	6222	6300	5708	5867	5915	6111	5617	5230	5011	-	6110
Wheat	-	2021-22	-	2008	2108	2031	2117	2154	1924	1988	1857	2128	-	-	1896

Table 2.16 (Contd.) Crop-wise District-wise Farm Harvest Prices of Principal Crops in India - Maharashtra

(Rs.per Quintal)

Crop Name	Variety	Year	Season \$	Jalgaon	Jalna	Latur	Mumbai	Nagpur	Nanded	Nandurbar	Nasik	Osmanabad	Palghar	Parbhani	Pune
Bajra	-	2021-22	Kharif	2029	2025	1615	2586	-	1150	1988	2004	1604	-	2052	2338
Castor seed	-	2021-22	-	-	5530	-	-	-	5701	-	5577	5035	-	-	4943
Gram	-	2021-22	-	4917	4544	4484	5697	4363	4287	5531	4374	4269	-	4325	4714
Ground Nut	-	2021-22	-	5470	5300	5366	5825	5344	5073	4799	4998	4227	-	5572	5004
Jowar	-	2021-22	Kharif	1885	1820	1842	3207	2172	1676	1935	1932	1997	-	1922	2665
Linseed	-	2021-22	-	-	6500	2801	-	6511	1256	-	-	6565	-	-	6500
Maize	-	2021-22	Kharif	1824	1894	2060	2488	1788	1698	1807	1940	1860	-	2990	2169
Nigerseed		2021-22	-	-	-	-	-	-	-	-	-	5094	-	-	-
Paddy	-	2021-22	-	-	-	603	-	2241	-	1392	1400	951	-	-	-
Rape/Mustard	-	2021-22	-	-	6003	5700	7715	4814	5629	-	-	5858	-	5750	6000
Sesamum	-	2021-22	-	9481	11367	8480	14144	6981	9507	9643	8085	10571	-	9638	7000
Soyabean	-	2021-22	-	5732	6083	6270	-	5713	5986	6204	6132	6128	-	6067	5983
Sunflower	-	2021-22	-	5484	5565	5168	-	-	5721	5831	4359	5382	-	-	5936
Tur Arhar	-	2021-22	-	5510	6001	6297	-	5953	5786	5139	5123	5861	-	6043	5019
Wheat	-	2021-22	-	2062	2075	2024	2991	2144	1889	2121	2094	2128	2972	2001	2648

Table 2.16 (Contd.) Crop-wise District-wise Farm Harvest Prices of Principal Crops in India - Maharashtra

(Rs.per Quintal)

Crop Name	Variety	Year	Season \$	Raigarh	Sangli	Satara	Solapur	Thane	Wardha	Washim	Yavatmal	State Wtd Average			
Bajra	-	2021-22	Kharif	-	2447	2285	1895	2898	-	1933	2034	2066			
Castor seed	-	2021-22	-	-	-	-	5200	-	-	-	-	5447			
Gram	-	2021-22	-	-	4998	5004	4304	6184	4234	4325	4441	4445			
Ground Nut	-	2021-22	-	-	-	-	4793	-	6474	6027	5754	5212			
Jowar	-	2021-22	Kharif	-	3446	2449	2301	3375	1305	1596	1724	1984			
Linseed	-	2021-22	-	-	-	-	-	-	5250	-	-	6898			
Maize	-	2021-22	Kharif	-	1933	2168	2006	-	-	-	-	1907			
Nigerseed		2021-22	-	-	-	-	-	-	-	-	-	4794			
Paddy	-	2021-22	-	1906	-	-	-	-	-	-	-	2133			
Rape/Mustard	-	2021-22	-	-	-	-	6800	-	-	-	-	6175			
Sesamum	-	2021-22	-	-	-	-	8484	8000	6246	10383	9959	9995			
Soyabean	-	2021-22	-	-	6254	6489	6118	-	5937	6045	5825	5986			
Sunflower	-	2021-22	-	-	-	-	5169	-	-	-	-	5542			
Tur Arhar	-	2021-22	-	-	6275	5000	5754	-	6032	6130	6161	5903			
Wheat	-	2021-22	-	-	2620	2125	2244	3014	2007	2010	2069	2134			

Table 2.17 Crop-wise District-wise Farm Harvest Prices of Principal Crops in India - Manipur

(Rs.per Quintal)

Crop Name	Variety	Year	Season \$	Manipur	State Wtd Average										
Banana	-	2021-22	-	3197	3197										
Chilli	-	2021-22	-	43140	43140										
Ginger	-	2021-22	-	3655	3655										
Maize	-	2021-22	Kharif	3000	3000										
Paddy	-	2021-22	Winter	1628	1628										
Potato	-	2021-22	-	4906	4906										
Sugarcane	-	2021-22	-	1050	1050										

Table 2.18 Crop-wise District-wise Farm Harvest Prices of Principal Crops in India - Mizoram

(Rs.per Quintal)

Crop Name	Variety	Year	Season \$	Aizawl	Champhal	Kolasib	Lawngtlai	Lunglei	Mamit	Serchhip	Siaha	State Wtd Average			
Arecanut	-	2021-22	-	4400	-	5343	11333	7125	3400	-	-	6320			
Banana	-	2021-22	-	5000	4650	3056	3086	3317	2633	3000	2820	3445			
Chilli	-	2021-22	-	45833	34600	33167	31083	22958	34643	27500	29167	32369			
Coconut	-	2021-22	-	5500	-	3500	5567	3000	4500	-	-	4413			
Ginger	-	2021-22	-	3917	3000	2414	3455	2333	2000	2050	2543	2714			
Maize	-	2021-22	-	3033	2829	3040	2714	3650	6200	3333	2056	3357			
Paddy	-	2021-22	-	3250	4643	2727	3729	2408	3533	3275	2675	3280			
Potato	-	2021-22	-	4500	4500	2500	2913	-	2000	3000	3383	3257			
Sesamum	-	2021-22	-	10000	12111	9300	5970	9000	10133	8625	-	9306			
Soyabean	-	2021-22	-	8000	8833	5500	5900	10417	10133	8458	4779	7753			
Sugarcane	-	2021-22	-	3000	-	2600	2009	2083	1833	2500	1800	2261			
Tapioca	-	2021-22	-	2667	3875	1414	2075	1958	1800	2500	1500	2224			
Tobacco	-	2021-22	-	55000	39444	-	53333	51000	31250	40000	35714	43677			
Tur Arhar	-	2021-22	-	5500	-	3971	4311	8458	3333	3000	-	4017			
Turmeric	-	2021-22	-	5500	2223	1100	3000	2600	1662	2000	-	2584			

Table 2.19 Crop-wise District-wise Farm Harvest Prices of Principal Crops in India - Nagaland

(Rs.per Quintal)

Crop Name	Variety	Year	Season \$	Nagaland	State Wtd Average										
Arecanut	-	2021-22	-	12500	12500										
Ginger	-	2021-22	-	4000	4000										
Maize	-	2021-22	Kharif	2000	2000										
Paddy	Fine	2021-22	-	2000	2000										
Potato	-	2021-22	-	3000	3000										
Soyabean	-	2021-22	-	8000	8000										

Table 2.20 Crop-wise District-wise Farm Harvest Prices of Principal Crops in India - Odisha

(Rs.per Quintal)

Crop Name	Variety	Year	Season \$	Angul	Balasore	Bargarh	Bhadrak	Bolangir	Bouth	Cuttack	Deogarh	Dhenkanal	Gajpati	Ganjam	Jagatsinghpur
Ground Nut	-	2021-22	-	4835	5639	3055	4850	4340	8000	4592	5400	5011	4775	4584	8008
Jute	-	2021-22	-	-	4680	-	5142	-	-	4535	-	-	-	-	4303
Maize	-	2021-22	-	2120	3983	2115	1460	2172	2005	2270	2000	2392	1150	1963	-
Nigerseed		2021-22	-	-	-	-	-	-	-	-	-	-	5000	4525	-
Paddy	-	2021-22	-	1298	1304	1598	1384	1556	1805	1351	1830	1666	1601	1699	1542
Potato	-	2021-22	-	2075	1465	2374	1470	2321	2613	1500	1850	1728	1500	1360	1751
Ragi	-	2021-22	-	2829	-	4825	-	4716	-	2829	-	2829	2420	2535	-
Rape/Mustard	-	2021-22	-	5769	6421	6050	6464	6299	8515	5100	6000	7024	5936	5987	5017
Sesamum	-	2021-22	-	6929	7100	8188	6270	9441	8636	6547	7400	9140	8000	8069	8514
Sugarcane	-	2021-22	-	687	426	329	540	365	850	297	550	421	365	314	362
Wheat	-	2021-22	-	-	1960	1910	-	-	-	-	-	2050	-	-	-

Table 2.20 (Contd.) Crop-wise District-wise Farm Harvest Prices of Principal Crops in India - Odisha

(Rs.per Quintal)

Crop Name	Variety	Year	Season \$	Jajpur	Jharsuguda	Kalahandi	Kandhamal	Kendrapara	Keonjhar	Khurda	Koraput	Malkangiri	Mayurbhanj	Nabarangapur	Nayagarh
Ground Nut	-	2021-22	-	5104	6733	3725	4405	6222	4950	4216	3444	5000	6262	5178	5032
Jute	-	2021-22	-	4000	-	-	-	4150	4250	-	-	-	-	-	-
Maize	-	2021-22	-	1460	1745	1604	1583	-	1788	1313	1426	1426	1788	1521	1313
Nigerseed		2021-22	-	-	-	6759	6759	-	5358	-	4890	4890	5358	4890	-
Paddy	-	2021-22	-	1786	1365	1516	1626	1519	1540	1654	1671	1400	1598	1461	1750
Potato	-	2021-22	-	2101	1950	-	1956	1479	1975	1492	1754	-	2039	1990	2099
Ragi	-	2021-22	-	-	4920	3677	2319	3545	2829	2999	2332	2505	2829	2065	2999
Rape/Mustard	-	2021-22	-	5206	6750	6325	6324	5891	6425	4564	5663	-	6138	-	6659
Sesamum	-	2021-22	-	7450	7020	9237	7400	8514	9000	7027	6950	6950	6290	11532	8257
Sugarcane	-	2021-22	-	350	450	320	-	365	538	420	405	-	-	320	368
Wheat	-	2021-22	-	-	1750	2070	-	-	-	-	-	-	1940	-	-

Table 2.20 (Contd.) Crop-wise District-wise Farm Harvest Prices of Principal Crops in India - Odisha

(Rs.per Quintal)

Crop Name	Variety	Year	Season \$	Nuapara	Puri	Rayagada	Sambalpur	Sonepur	Sundargarh	State Wtd Average					
Ground Nut	-	2021-22	-	5221	4950	5040	5501	5800	5632	4647					
Jute	-	2021-22	-	-	-	-	-	-	-	4353					
Maize	-	2021-22	-	1611	-	1625	1904	-	2225	1533					
Nigerseed		2021-22	-	-	-	3563	-	-	6950	4906					
Paddy	-	2021-22	-	1411	1541	1673	1636	1475	1450	1544					
Potato	-	2021-22	-	1907	1471	1600	1850	-	2074	1896					
Ragi	-	2021-22	-	3677	2999	2319	2466	-	4929	2452					
Rape/Mustard	-	2021-22	-	7239	4564	5663	5660	-	6513	6259					
Sesamum	-	2021-22	-	9237	7027	7000	7493	-	8188	7704					
Sugarcane	-	2021-22	-	320	550	-	367	-	545	369					
Wheat	-	2021-22	-	-	-	-	1860	1870	2080	2013					

Table 2.21 Crop-wise District-wise Farm Harvest Prices of Principal Crops in India - Puducherry

(Rs.per Quintal)

Crop Name	Variety	Year	Season \$	Karaikal	Puducher ry	Yanam	State Wtd Average								
Coconut	-	2021-22	-	17250	16208	8250	13903								
Cotton	-	2021-22	-	4687	-	-	4687								
Ground Nut	-	2021-22	-	-	6100	-	6100								
Paddy	-	2021-22	-	1631	1617	1800	1683								
			Kharif	1233	1629	1800	1554								
	Fine	2021-22	-	1862	1762	2237	1954								
			Kharif	1663	1838	3000	2167								
			Rabi	1760	2076	2667	2168								
Local	2021-22	-	1602	1604	1800	1667									
Ragi	-	2021-22	-	-	2136	-	2136								
Sesamum	-	2021-22	-	-	12600	-	12600								

Table 2.22 Crop-wise District-wise Farm Harvest Prices of Principal Crops in India - Punjab

(Rs.per Quintal)

Crop Name	Variety	Year	Season \$	Amritsar	Barnala	Bhatinda	Faridkot	Fatehgarh Sahib	Fazilka	Firozpur	Gurdaspur	Hoshiarpur	Jalandhar	kapurthala	Ludhiana
Bajra	-	2021-22	Kharif	-	-	2000	-	-	-	-	-	-	-	2250	-
Barley	-	2021-22	-	-	1550	1635	2700	1635	1690	-	-	-	-	-	1635
Cotton	American	2021-22	-	-	-	8402	8402	-	8364	-	-	-	-	-	-
	Desi	2021-22	-	-	-	7000	7000	-	5400	-	-	-	-	-	-
Gram	-	2021-22	-	-	2500	1635	4000	-	4950	-	-	5230	-	-	-
Ground Nut	-	2021-22	-	-	-	-	-	-	-	-	-	5550	-	-	-
Maize	-	2021-22	-	1870	1000	-	-	1700	951	1100	-	1850	1870	1870	1870
Rape/Mustard	-	2021-22	-	5050	5800	5800	5540	5050	6400	5650	5050	5050	5050	5050	5050
Rice	-	2021-22	-	1960	1960	1960	1960	1975	1960	1960	1960	1960	1940	1960	1960
Sesamum	-	2021-22	Kharif	7307	-	-	-	-	-	7307	-	7307	7307	-	-
Sugarcane	-	2021-22	-	360	360	360	360	360	360	360	360	360	360	360	360
Wheat	-	2021-22	-	2015	1975	1975	1975	1960	1975	1975	1975	1975	2015	2015	1975

Table 2.22 (Contd.) Crop-wise District-wise Farm Harvest Prices of Principal Crops in India - Punjab

(Rs.per Quintal)

Crop Name	Variety	Year	Season \$	Mansa	Moga	Muktsar	Nawanshah ar	Pathankot	Patiala	Rupnagar	S.A.S.Nagar	Sangrur	Tarean Taran	State Wtd Average
Bajra	-	2021-22	Kharif	2000	-	-	-	-	-	-	-	-	-	2156
Barley	-	2021-22	-	2148	1550	2500	-	-	1635	1635	1635	1635	-	1728
Cotton	American	2021-22	-	7433	7433	9000	-	-	-	-	-	6500	-	7626
	Desi	2021-22	-	-	-	7000	-	-	-	-	-	-	-	5729
Gram	-	2021-22	-	4750	2500	-	-	-	-	1635	-	-	-	4267
Ground Nut	-	2021-22	-	-	-	-	-	-	-	-	-	-	-	5550
Maize	-	2021-22	-	1800	1500	-	1550	1250	-	1600	1870	1870	1560	1650
Rape/Mustard	-	2021-22	-	5640	5800	5650	6000	7200	5050	5050	5050	5050	5050	5471
Rice	-	2021-22	-	1960	1960	1960	1960	1960	1960	1960	1960	1960	1960	2924
Sesamum	-	2021-22	Kharif	-	-	-	-	6500	-	7307	-	-	7307	7226
Sugarcane	-	2021-22	-	360	360	360	360	360	360	360	360	360	360	360
Wheat	-	2021-22	-	1988	1975	1975	1975	2015	1975	1975	2015	1975	1975	1791

Table 2.23 Crop-wise District-wise Farm Harvest Prices of Principal Crops in India - Rajasthan

(Rs.per Quintal)

Crop Name	Variety	Year	Season \$	Ajmer	Alwar	Banswara	Baran	Barmer	Bharatpur	Bhilwara	Bikaner	Bundi	Chittorgarh	Churu	Dausa
Bajra	-	2021-22	Kharif	1591	1470	2457	1597	2103	1534	1791	2001	1637	-	1781	1886
Barley	-	2021-22	Rabi	2295	2691	2092	1889	2400	2310	2457	2125	2345	2250	2441	2738
Castor seed	-	2021-22	Rabi	7274	-	2860	-	6449	-	-	-	-	5301	-	-
Chilli	-	2021-22	Kharif	15069	7158	14893	-	-	-	16030	-	-	14840	-	-
Cotton	-	2021-22	Kharif	6633	6618	7059	-	-	7401	6638	7617	-	6820	-	-
	Lint	2021-22	Kharif	-	-	-	-	-	-	12433	-	-	-	-	-
Ginger	-	2021-22	Kharif	-	-	-	-	-	-	-	-	-	-	-	-
Gram	-	2021-22	Rabi	4575	4695	4519	4580	5088	4732	4582	4844	4515	4895	4761	4523
Ground Nut	-	2021-22	Kharif	4740	6738	6136	4719	6089	-	4723	5189	5494	4934	5575	5517
Jowar	-	2021-22	Kharif	1938	1676	2194	1614	2210	2296	1717	2206	2261	1601	-	1876
Linseed	-	2021-22	Rabi	4155	-	-	5226	-	-	-	-	5920	6256	-	-
Maize	-	2021-22	Kharif	2058	1752	1749	1453	-	-	1766	-	1656	1557	-	2031
Paddy	-	2021-22	Kharif	-	-	2449	-	-	2660	-	-	-	-	-	-
Potato	-	2021-22	Rabi	1239	1196	1520	1435	-	1612	-	-	3123	1352	-	-
Rape/Mustard	-	2021-22	Rabi	6008	6663	-	5950	6510	6494	5977	6107	6345	6250	6097	6592
Rice	-	2021-22	Kharif	2645	3548	5623	3802	-	-	2785	-	2531	3901	-	-
Sannhemp	-	2021-22	Kharif	-	-	-	-	-	-	-	-	-	-	-	-
Sesamum	-	2021-22	Kharif	8882	8948	11281	7974	8774	8561	9392	8690	8113	10060	9725	8500
Tobacco	-	2021-22	Rabi	-	12320	-	-	-	-	-	-	-	35000	-	-
Tur Arhar	-	2021-22	Rabi	-	6500	-	-	-	7080	-	-	-	-	-	-
Wheat	-	2021-22	Rabi	2075	2116	2133	2069	2531	2169	2068	2074	2131	2113	2159	2283

Table 2.23 (Contd.) Crop-wise District-wise Farm Harvest Prices of Principal Crops in India - Rajasthan

(Rs.per Quintal)

Crop Name	Variety	Year	Season \$	Dholpur	Dungarpur	Ganganagar	Hanumangarh	Jaipur	Jalor	Jhalawar	Jhunjunu	Jodhpur	Karauli	Kota	Nagaur
Bajra	-	2021-22	Kharif	1635	1683	1793	1653	1712	1756	-	1597	1798	1943	-	1693
Barley	-	2021-22	Rabi	1811	2500	2680	2390	2410	1975	2214	2610	2391	1599	2344	2442
Castor seed	-	2021-22	Rabi	-	-	-	5836	-	6906	-	-	-	-	-	-
Chilli	-	2021-22	Kharif	4160	12207	-	-	-	12750	11590	-	18522	-	-	-
Cotton	-	2021-22	Kharif	-	-	7878	7880	-	5917	-	-	8777	-	-	8217
	Lint	2021-22	Kharif	-	-	-	7205	-	-	-	-	-	-	-	-
Ginger	-	2021-22	Kharif	-	-	-	-	-	-	-	-	-	-	-	-
Gram	-	2021-22	Rabi	4995	4310	4801	4866	4766	5760	4360	4848	4599	4954	5025	4706
Ground Nut	-	2021-22	Kharif	7358	5650	-	4985	5234	5833	4176	4897	5633	-	4547	5715
Jowar	-	2021-22	Kharif	1619	1510	-	-	2287	2025	2610	-	1889	1840	1879	1991
Linseed	-	2021-22	Rabi	-	-	-	-	-	-	6230	-	-	-	-	-
Maize	-	2021-22	Kharif	1775	1888	-	-	1802	1767	1831	-	1775	-	1694	-
Paddy	-	2021-22	Kharif	-	1775	-	2436	-	-	-	-	-	-	3220	-
Potato	-	2021-22	Rabi	1327	-	-	1009	-	1440	1973	-	-	-	-	-
Rape/Mustard	-	2021-22	Rabi	7028	5610	6502	6208	6453	6211	5989	6299	6222	6943	7036	6664
Rice	-	2021-22	Kharif	2966	2800	-	-	-	-	3233	-	-	-	-	-
Sannhemp	-	2021-22	Kharif	-	-	-	-	-	-	-	-	-	-	-	-
Sesamum	-	2021-22	Kharif	9923	6079	-	11288	8701	8286	9063	-	9197	10295	7827	9403
Tobacco	-	2021-22	Rabi	-	-	-	-	-	-	-	-	-	-	-	-
Tur Arhar	-	2021-22	Rabi	7380	-	-	-	-	-	-	-	-	-	-	-
Wheat	-	2021-22	Rabi	1945	2260	2110	2060	2214	2356	2042	2182	2330	1812	2353	2449

Table 2.23 (Contd.) Crop-wise District-wise Farm Harvest Prices of Principal Crops in India - Rajasthan

(Rs.per Quintal)

Crop Name	Variety	Year	Season \$	Pali	Pratapgarh	Rajsamand	Sawai Madhopur	Sikar	Sirohi	Tonk	Udaipur	State Wtd Average			
Bajra	-	2021-22	Kharif	1892	-	1643	1618	1461	1895	1787	-	1682			
Barley	-	2021-22	Rabi	2417	1577	2350	2712	2945	2787	2273	2257	2498			
Castor seed	-	2021-22	Rabi	5867	-	-	-	-	7057	5000	-	6809			
Chilli	-	2021-22	Kharif	-	-	12532	5733	-	12482	-	15354	9530			
Cotton	-	2021-22	Kharif	7117	9660	5623	-	-	6605	-	4757	7750			
	Lint	2021-22	Kharif	-	-	12727	-	-	-	-	-	8025			
Ginger	-	2021-22	Kharif	-	-	-	-	-	-	-	3500	3500			
Gram	-	2021-22	Rabi	4760	3956	4764	5388	4800	4528	4522	4645	4720			
Ground Nut	-	2021-22	Kharif	4500	-	5082	4735	5089	4807	5211	5720	5330			
Jowar	-	2021-22	Kharif	2375	-	1493	1733	-	2180	2396	1694	1989			
Linseed	-	2021-22	Rabi	-	4917	-	-	-	-	6000	6250	5474			
Maize	-	2021-22	Kharif	2067	1547	1751	1672	-	2023	2131	1883	1736			
Paddy	-	2021-22	Kharif	-	-	-	-	-	-	-	1812	2619			
Potato	-	2021-22	Rabi	-	-	1512	910	-	-	-	-	1309			
Rape/Mustard	-	2021-22	Rabi	6261	4785	6409	6758	6535	6490	6413	5482	6431			
Rice	-	2021-22	Kharif	-	-	3893	3600	-	-	-	3182	3142			
Sannhemp	-	2021-22	Kharif	-	-	-	-	-	-	-	5000	5000			
Sesamum	-	2021-22	Kharif	9557	-	15591	8658	8829	9347	9718	9825	9341			
Tobacco	-	2021-22	Rabi	-	-	-	-	-	-	-	-	12987			
Tur Arhar	-	2021-22	Rabi	-	-	-	-	-	7005	-	-	6844			
Wheat	-	2021-22	Rabi	2523	1838	2355	2233	2412	2626	2062	2406	2145			

Table 2.24 Crop-wise District-wise Farm Harvest Prices of Principal Crops in India - Tamil Nadu

(Rs.per Quintal)

Crop Name	Variety	Year	Season \$	Ariyalur	Coimbatore	Cuddalore	Dharmapuri	Dindugal	Erode	Kanchipuram	Kanyakumari	Karur	Krishnagiri	Madurai	Nagapattinam
Areca nut	-	2021-22	-	-	41696	41000	-	-	-	-	-	-	-	-	-
Bajra	-	2021-22	Kharif	2515	-	2249	2362	-	-	2140	2970	1873	2274	2146	2215
Banana	-	2021-22	-	2058	2158	2815	-	2539	2098	2477	-	3025	2517	1869	-
Barley	-	2021-22	Rabi	-	-	5642	-	-	-	-	7539	5600	-	-	-
Cashewnut	-	2021-22	-	-	-	69742	-	-	-	-	-	-	56281	-	-
Castor seed	-	2021-22	-	5315	-	4967	4583	-	-	-	-	6017	5281	-	4958
Chilli	-	2021-22	-	14050	13919	12758	15633	11701	13080	12428	16193	11422	16192	14178	10118
Coconut	With husk	2021-22	-	1281	1513	1435	1639	1399	1317	1543	1702	1683	1509	1790	1572
Cotton	-	2021-22	-	-	-	-	-	7940	8700	-	-	14100	-	-	-
Ginger	Dry	2021-22	-	-	-	29123	-	-	-	-	-	-	-	-	-
Gram	-	2021-22	Rabi	6500	7362	7373	6493	7042	-	-	6757	6393	7091	6982	7723
Ground Nut	-	2021-22	Rabi	6965	-	5646	7987	-	-	-	-	-	-	9060	-
Jowar	-	2021-22	Kharif	2229	-	2632	3504	-	-	3157	2885	2746	4057	2383	2353
Maize	-	2021-22	Kharif	1974	-	2468	2461	-	1839	-	2293	2098	2142	2076	2024
Paddy	-	2021-22	-	2077	-	-	-	1836	1894	1956	1937	1783	2060	-	-
Pepper	-	2021-22	-	-	-	49280	-	-	-	-	49225	-	-	49225	-
Potato	-	2021-22	-	1971	1262	2090	2326	-	2321	2154	1861	1868	1955	2239	1921
Ragi	-	2021-22	-	2733	-	2786	3332	-	-	2737	2809	3036	3078	3211	3020
Rape/Mustard	-	2021-22	Rabi	9307	-	9305	-	-	-	-	9324	9390	-	8471	-
Rice	-	2021-22	-	4604	4421	4233	4746	4404	3768	4294	5029	3325	4363	3948	4826
Sesamum	-	2021-22	Kharif	7620	9688	11701	12679	-	-	-	13893	8790	11956	11183	8178
Sugar Raw	-	2021-22	-	4248	4441	3974	4283	4538	-	5009	4446	4394	4565	-	4450
Sunflower	-	2021-22	-	5854	-	-	-	-	-	-	-	5925	-	-	6092
Tapioca	-	2021-22	-	-	-	2000	-	-	-	-	-	2108	-	1736	-
Tur Arhar	-	2021-22	-	4900	-	4589	7625	7257	-	-	-	5083	-	-	-
Turmeric	-	2021-22	-	12383	-	13177	13456	15758	-	-	13019	10471	14800	-	12625
Wheat	-	2021-22	Rabi	-	-	3176	-	-	-	-	3159	2683	3160	3266	2775

Table 2.24 (Contd.) Crop-wise District-wise Farm Harvest Prices of Principal Crops in India - Tamil Nadu

(Rs.per Quintal)

Crop Name	Variety	Year	Season \$	Namakkal	Nilgiris	Perambalur	Pudukkottai	Ramanathapuram	Salem	Sivaganga	Thanjavur	Theni	Thirunelveli	Thiruvannamalai	Thiruvarur
Arecanut	-	2021-22	-	-	-	-	-	-	-	-	-	-	-	-	-
Bajra	-	2021-22	Kharif	2361	2161	2515	-	2240	2399	2228	2429	-	2229	2290	2629
Banana	-	2021-22	-	-	-	2058	-	-	3084	-	2977	-	-	3894	-
Barley	-	2021-22	Rabi	-	-	-	-	-	5875	-	-	-	-	7000	-
Cashewnut	-	2021-22	-	-	-	-	-	-	-	-	-	-	-	69742	-
Castor seed	-	2021-22	-	4583	-	5315	-	-	-	-	-	-	-	4683	4538
Chilli	-	2021-22	-	15633	13518	14050	15558	12715	15017	14075	11485	10806	14075	16523	13030
Coconut	With husk	2021-22	-	1639	1574	1281	1281	1819	1377	1440	1508	-	1440	1974	1323
Cotton	-	2021-22	-	-	-	-	-	-	-	-	-	-	-	10088	13000
Ginger	Dry	2021-22	-	-	-	-	-	-	-	-	-	-	-	-	-
Gram	-	2021-22	Rabi	6493	5709	6500	-	-	5392	-	7637	-	-	6955	7017
Ground Nut	-	2021-22	Rabi	7987	-	6965	6195	6336	5997	-	-	-	-	7500	-
Jowar	-	2021-22	Kharif	3504	2369	2229	-	-	2300	3602	3698	3960	3602	2109	3038
Maize	-	2021-22	Kharif	2461	1892	1974	-	-	2330	2239	2143	-	2239	2462	2292
Paddy	-	2021-22	-	-	-	2077	1873	1584	-	-	1680	1858	-	-	-
Pepper	-	2021-22	-	-	-	-	-	-	-	-	-	56263	-	43772	-
Potato	-	2021-22	-	2326	2428	1971	-	1856	1982	2489	2598	2579	2489	2373	2000
Ragi	-	2021-22	-	3332	2776	2733	-	3016	3068	3497	2763	-	3497	2724	3638
Rape/Mustard	-	2021-22	Rabi	-	9219	9307	-	-	8883	-	-	9600	-	8500	-
Rice	-	2021-22	-	4746	4121	4604	3711	4455	4111	4129	4065	4170	4130	5295	-
Sesamum	-	2021-22	Kharif	12679	12527	7620	-	8647	10583	-	8268	-	-	9333	8360
Sugar Raw	-	2021-22	-	4283	-	4248	-	4832	4675	4663	3892	-	4664	4320	4504
Sunflower	-	2021-22	-	-	-	5854	-	-	-	-	6291	-	-	7563	6310
Tapioca	-	2021-22	-	-	-	-	-	-	-	-	1911	-	-	2000	1688
Tur Arhar	-	2021-22	-	7625	-	4900	-	-	-	-	5723	-	-	7336	-
Turmeric	-	2021-22	-	13456	12858	12382	-	-	11535	-	13270	11277	-	11067	13938
Wheat	-	2021-22	Rabi	-	2827	-	-	2677	-	-	-	-	-	3295	3000

Table 2.24 (Contd.) Crop-wise District-wise Farm Harvest Prices of Principal Crops in India - Tamil Nadu

(Rs.per Quintal)

Crop Name	Variety	Year	Season \$	Thoothukudi	Tiruchirappalli	Tiruppur	Tiruvallur	Vellore	Viluppuram	Virudhunagar	State Wtd Average				
Arecanut	-	2021-22	-	-	-	-	-	-	-	-	41696				
Bajra	-	2021-22	Kharif	-	-	-	3196	1882	2249	2176	2384				
Banana	-	2021-22	-	-	1915	2097	3177	-	2815	-	2279				
Barley	-	2021-22	Rabi	-	7105	-	7400	-	5642	-	6747				
Cashewnut	-	2021-22	-	-	-	-	-	-	-	-	65255				
Castor seed	-	2021-22	-	-	-	-	-	-	4967	5256	5233				
Chilli	-	2021-22	-	10637	14524	13080	17819	15000	12758	18875	13932				
Coconut	With husk	2021-22	-	1338	1356	1317	1603	1620	1435	1491	1462				
Cotton	-	2021-22	-	8694	14143	8700	-	-	-	-	10754				
Ginger	Dry	2021-22	-	-	-	-	-	-	29123	-	29123				
Gram	-	2021-22	Rabi	7683	6690	-	6801	6500	7373	7031	6924				
Ground Nut	-	2021-22	Rabi	-	8550	-	-	-	5646	5611	7497				
Jowar	-	2021-22	Kharif	-	3598	-	2618	1983	2632	1985	2921				
Maize	-	2021-22	Kharif	-	2229	1839	2360	-	2468	1867	2076				
Paddy	-	2021-22	-	1799	2001	1894	1878	2078	-	1883	1870				
Pepper	-	2021-22	-	-	-	-	43772	-	49280	-	51571				
Potato	-	2021-22	-	2382	2071	2320	2414	1736	2090	-	2147				
Ragi	-	2021-22	-	-	3131	-	2282	3078	2786	2272	3027				
Rape/Mustard	-	2021-22	Rabi	-	9000	-	10321	-	9305	-	9202				
Rice	-	2021-22	-	4353	4410	3767	4104	3877	4233	4261	4255				
Sesamum	-	2021-22	Kharif	-	8261	-	11210	12216	11701	10908	9596				
Sugar Raw	-	2021-22	-	4539	4108	-	4750	4092	3974	4003	4392				
Sunflower	-	2021-22	-	-	-	-	-	-	-	-	6054				
Tapioca	-	2021-22	-	-	-	-	-	-	2000	-	1861				
Tur Arhar	-	2021-22	-	-	-	-	-	5528	4589	-	5963				
Turmeric	-	2021-22	-	14929	12773	-	14223	-	13177	15388	13135				
Wheat	-	2021-22	Rabi	-	2742	-	3413	-	3176	-	2904				

Table 2.25 Crop-wise District-wise Farm Harvest Prices of Principal Crops in India - Telangana

(Rs.per Quintal)

Crop Name	Variety	Year	Season \$	Adilabad	Bhadradri	Jagtial	Jangaon	Jayashankar	Jogulamba	Kamareddy	Karimnagar	Khammam	Komaram Bheem	Mahabubab ad	Mahabubna gar
Bajra	-	2021-22	Kharif	-	-	-	-	-	1955	-	-	2300	-	-	1854
			Rabi	1960	1855	2581	-	-	2083	1875	1899	-	-	-	-
Castor seed	-	2021-22	Kharif	4600	-	-	5221	-	4427	4500	4538	-	-	-	4587
			Rabi	-	-	-	4623	4555	4619	5289	4558	4622	-	-	4619
Chilli	Dry	2021-22	Kharif	13700	14000	13958	14523	14125	13857	14300	13752	14100	13750	14523	14189
			Rabi	14253	15443	14658	16070	16757	15323	15201	14758	14735	16746	15256	15933
Cotton	-	2021-22	Kharif	5600	6050	8452	7818	7164	6492	6300	5948	6080	5985	7995	7548
Gram	-	2021-22	Rabi	5006	4922	4953	4895	4938	4798	4968	4835	5934	4825	4959	4825
Ground Nut	-	2021-22	Kharif	5890	5960	6359	5925	5877	5965	5875	6241	5980	5895	5896	5845
			Rabi	5996	6028	5928	5986	6029	6019	5934	5976	5996	5962	6254	5987
Jowar	-	2021-22	Kharif	2750	2785	2789	2831	-	2786	2650	3295	2792	2765	2970	3362
			Rabi	3330	3384	3092	3230	3014	3230	2895	3020	3633	2895	2845	3236
Maize	-	2021-22	Kharif	1645	1663	1625	1614	1560	1654	1605	1591	1665	1650	1733	1582
			Rabi	1846	1618	1963	1832	1813	1868	2030	1980	1855	1715	1759	1820
Paddy	-	2021-22	Kharif	1870	1840	1920	1938	1922	1887	1895	1921	1860	1850	1911	1893
			Rabi	1895	1935	1975	1948	1912	1940	1950	1946	1930	1905	1942	1932
Ragi	-	2021-22	Kharif	-	2655	-	-	-	2775	3219	-	-	-	2845	2689
			Rabi	-	2929	-	-	-	-	-	-	-	2895	-	2985
Sesamum	-	2021-22	Kharif	8738	8890	-	8328	8324	-	8320	-	8895	8820	9009	8145
			Rabi	8652	8361	8339	8542	8336	8558	8352	8245	8899	8245	8483	8546
Soyabean	-	2021-22	Kharif	4800	-	4252	3883	3754	4800	5159	3754	4880	4835	-	3758
			Rabi	4956	3969	3895	4932	-	4926	3964	3987	-	3892	-	-
Sugarcane	-	2021-22	Kharif	350	360	358	360	-	355	355	-	380	355	360	354
Sunflower	-	2021-22	Kharif	-	-	-	-	-	4670	5721	-	-	-	5284	6120
			Rabi	5962	6371	6114	5932	6262	5962	6601	6077	5966	6128	6314	6003
Tobacco	-	2021-22	Kharif	-	-	-	-	-	10614	-	-	-	-	-	-
			Rabi	-	12406	-	-	10958	10825	-	-	-	-	-	-
	Calcattia	2021-22	Kharif	-	9604	-	9620	9600	-	9637	9716	9814	-	-	-
			Rabi	9862	9895	-	9606	-	-	9600	9965	9996	-	9878	-
Turmeric	-	2021-22	Kharif	6120	6500	6553	6652	6982	-	6500	6835	6552	6220	6877	-
			Rabi	6613	6519	-	6713	6520	-	6533	6521	-	6525	6519	-

Table 2.25 (Contd.) Crop-wise District-wise Farm Harvest Prices of Principal Crops in India - Telangana

(Rs.per Quintal)

Crop Name	Variety	Year	Season \$	Mancherial	Medak	Medchal Malkajgir	Nagarkurnool	Nalgonda	Nirmal	Nizamabad	Peddapalli	Rajanna	Rangareddy	Sangareddy	Siddipet
Bajra	-	2021-22	Kharif	-	1925	2350	2024	1835	-	2310	-	-	1850	2053	1952
			Rabi	-	1975	1970	1982	1975	1816	2446	-	-	1986	1845	1963
Castor seed	-	2021-22	Kharif	-	4600	-	5149	4625	4630	4542	-	4694	-	4782	4760
			Rabi	-	4613	4610	5360	4644	4653	4562	-	4538	4640	4556	4623
Chilli	Dry	2021-22	Kharif	13852	13850	-	14167	14850	13655	14100	14100	14857	13958	13950	13952
			Rabi	15558	14525	14320	16493	14655	15975	15892	14663	14755	16608	14252	14285
Cotton	-	2021-22	Kharif	5990	6225	6100	7593	5958	6000	6120	7707	7148	6365	6525	5835
Gram	-	2021-22	Rabi	4825	4759	4812	4743	4754	4987	4864	5043	4920	4734	4914	5001
Ground Nut	-	2021-22	Kharif	5900	5995	5990	6071	6100	5955	5965	5896	5982	6000	5998	5998
			Rabi	5954	5987	5989	6109	5980	6029	5962	5990	6279	6321	6302	5970
Jowar	-	2021-22	Kharif	2775	2855	3132	3452	3500	2782	2780	-	2859	2920	2750	3298
			Rabi	2860	3226	3230	3340	3242	2956	2846	2936	2933	3300	3644	3220
Maize	-	2021-22	Kharif	1655	1595	1711	1657	1561	1660	1665	1627	1654	1618	1764	1778
			Rabi	1724	1995	1952	1754	1729	1941	1818	1691	2099	1742	1798	2031
Paddy	-	2021-22	Kharif	1895	1900	1910	1927	1884	1885	1852	1926	1918	1860	1915	1912
			Rabi	1952	1905	1948	1910	1922	1925	1920	1935	1950	1935	1934	1952
Ragi	-	2021-22	Kharif	-	2854	-	4348	2800	-	-	-	-	2720	2850	2778
			Rabi	-	2896	-	2952	2892	-	2895	-	2954	2882	2896	2875
Sesamum	-	2021-22	Kharif	8855	8235	8900	8225	8220	-	-	8325	-	8400	8352	9460
			Rabi	8236	8542	8542	8665	8556	8259	8314	8225	8574	8535	8452	8619
Soyabean	-	2021-22	Kharif	4850	3785	4890	-	4300	4860	4885	4258	-	3990	4998	3958
			Rabi	3753	4922	-	-	-	3985	3992	3996	3998	4922	4936	4952
Sugarcane	-	2021-22	Kharif	360	330	-	362	360	-	355	-	360	355	365	362
Sunflower	-	2021-22	Kharif	-	-	6015	5924	-	-	-	-	-	5463	5926	6014
			Rabi	6215	5992	5962	5963	5962	6613	6211	6876	6318	6506	6030	5992
Tobacco	-	2021-22	Kharif	-	-	-	-	-	10210	10315	-	-	-	-	-
			Rabi	-	-	-	-	-	-	10852	-	-	-	-	10895
	Calcattia	2021-22	Kharif	-	-	-	-	-	-	-	-	-	-	-	-
			Rabi	-	-	-	-	-	-	-	-	9948	-	9965	-
Turmeric	-	2021-22	Kharif	6230	6535	6520	6525	-	6225	6510	6659	7574	6841	6660	6668
			Rabi	-	6441	-	-	-	-	6522	6432	6434	6542	-	6434

Table 2.25 (Contd.) Crop-wise District-wise Farm Harvest Prices of Principal Crops in India - Telangana

(Rs.per Quintal)

Crop Name	Variety	Year	Season \$	Suryapet	Vikarabad	Wanaparthy	Warangal Rural	Yadadri	State Wtd Average						
Bajra	-	2021-22	Kharif	1920	2077	-	-	1895	1957						
			Rabi	-	-	-	-	1960	2452						
Castor seed	-	2021-22	Kharif	-	4535	4441	4587	4585	4604						
			Rabi	4754	4618	5218	-	4621	4968						
Chilli	Dry	2021-22	Kharif	14225	14200	13992	15005	13855	14180						
			Rabi	14925	14285	14566	16905	14200	16205						
Cotton	-	2021-22	Kharif	5685	6355	7107	7897	6225	6424						
Gram	-	2021-22	Rabi	4812	4756	4816	4972	4742	4944						
Ground Nut	-	2021-22	Kharif	6015	5995	5889	5990	5895	5970						
			Rabi	5989	5982	5999	6020	5984	6057						
Jowar	-	2021-22	Kharif	3688	2700	3680	2950	3525	3219						
			Rabi	3274	3224	3355	3260	3233	3217						
Maize	-	2021-22	Kharif	1580	1691	1702	1719	1595	1661						
			Rabi	1841	1986	1725	1796	1682	1867						
Paddy	-	2021-22	Kharif	1853	1890	1935	1937	1910	1895						
			Rabi	1936	1950	1925	1928	1943	1937						
Ragi	-	2021-22	Kharif	-	2700	3556	-	2895	2877						
			Rabi	2892	3287	2885	-	-	3006						
Sesamum	-	2021-22	Kharif	8125	8355	-	8123	8335	8532						
			Rabi	8569	8547	8542	8217	8552	8339						
Soyabean	-	2021-22	Kharif	-	3985	3891	4604	-	4918						
			Rabi	-	4942	4922	-	4940	4142						
Sugarcane	-	2021-22	Kharif	360	350	360	-	358	363						
Sunflower	-	2021-22	Kharif	5846	-	-	-	-	5426						
			Rabi	6016	5949	-	6232	5986	6214						
Tobacco	-	2021-22	Kharif	-	-	-	-	-	10607						
			Rabi	-	-	-	-	-	10927						
	Calcattia	2021-22	Kharif	-	-	-	-	9775	9648						
			Rabi	9955	-	-	9856	-	9806						
Turmeric	-	2021-22	Kharif	6515	6510	-	6663	6665	6514						
			Rabi	-	6425	-	6525	-	6481						

Table 2.26 Crop-wise District-wise Farm Harvest Prices of Principal Crops in India - Tripura

(Rs.per Quintal)

Crop Name	Variety	Year	Season \$	Tripura	State Wtd Average										
Maize	-	2021-22	-	2757	2757										
Paddy	-	2021-22	Autum	1686	1686										
			Summer	1800	1800										
			Winter	1822	1822										
Potato	-	2021-22	-	1601	1601										
Tur Arhar	-	2021-22	-	8625	8625										

Table 2.27 Crop-wise District-wise Farm Harvest Prices of Principal Crops in India - Uttar Pradesh

(Rs.per Quintal)

Crop Name	Variety	Year	Season \$	Agra	Aligarh	Ambedkar Nagar	Auraiya	Ayodhya	Bagpat	Bahraich	Banda	Barabanki	Basti	Bijnor	Chitrakoot
Bajra	-	2021-22	Kharif	1694	-	-	1459	-	-	-	2205	-	-	-	2113
Barley	-	2021-22	Rabi	2416	-	-	2045	-	-	-	-	-	-	-	1255
Gram	-	2021-22	Rabi	-	-	-	-	-	-	-	-	-	-	-	-
Ground Nut	-	2021-22	Kharif	-	-	-	-	4987	-	-	5406	-	-	-	-
Jowar	-	2021-22	Kharif	-	-	-	-	-	-	-	2663	-	-	-	1950
Linseed	-	2021-22	Rabi	-	-	-	-	-	-	-	5540	-	-	-	4996
Maize	-	2021-22	Kharif	-	-	-	-	-	-	1678	-	-	-	-	-
Paddy	-	2021-22	Kharif	2581	-	-	2459	-	2388	1779	1890	-	1624	1841	1861
Potato	-	2021-22	Rabi	-	1185	-	1027	-	-	-	-	-	-	-	-
Rape/Mustard	-	2021-22	Rabi	-	-	-	6819	-	-	-	-	-	-	-	-
Sesamum	-	2021-22	Kharif	-	-	-	-	-	-	-	7266	-	-	-	7281
Sugar Raw	-	2021-22	-	-	-	-	-	-	-	3959	-	-	-	3357	-
Sugarcane	-	2021-22	Kharif	-	-	344	-	-	-	325	-	-	-	249	-
Tur Arhar	-	2021-22	Rabi	-	-	-	6819	-	-	6423	6188	-	-	-	5716
Turmeric	-	2021-22	Rabi	-	-	-	-	-	-	1528	-	-	-	-	-
Wheat	-	2021-22	Rabi	2183	-	-	2028	-	2088	1948	1894	1875	1784	1957	1498

Table 2.27 (Contd.) Crop-wise District-wise Farm Harvest Prices of Principal Crops in India - Uttar Pradesh

(Rs.per Quintal)

Crop Name	Variety	Year	Season \$	Etawah	Fatehpur	Firozabad	Gautam Budha Nagar	Gonda	Jyotiba phule Nagar	Kanpur Dehat	Kanpur(City)	Kheri	Mahoba	Mainpuri	Mathura
Bajra	-	2021-22	Kharif	-	1677	-	-	-	-	1564	-	-	-	-	1523
Barley	-	2021-22	Rabi	-	2111	-	-	-	-	2131	-	-	-	-	-
Gram	-	2021-22	Rabi	-	-	-	-	-	-	-	-	-	-	-	-
Ground Nut	-	2021-22	Kharif	-	-	-	-	-	-	-	-	-	4506	-	-
Jowar	-	2021-22	Kharif	-	1683	-	-	-	-	1637	-	-	2734	-	-
Linseed	-	2021-22	Rabi	-	-	-	-	-	-	-	-	-	5388	-	-
Maize	-	2021-22	Kharif	1560	-	-	-	1542	-	1553	-	1675	-	-	-
Paddy	-	2021-22	Kharif	1596	1589	-	-	1370	1972	-	1592	1601	-	-	-
Potato	-	2021-22	Rabi	1203	336	-	-	-	-	1131	-	-	-	1186	1186
Rape/Mustard	-	2021-22	Rabi	6542	6312	6700	-	6426	-	6108	-	6645	5925	-	6534
Sesamum	-	2021-22	Kharif	-	9391	-	-	-	-	-	-	-	9063	-	-
Sugar Raw	-	2021-22	-	-	-	-	-	3992	3258	-	-	3314	-	-	-
Sugarcane	-	2021-22	Kharif	-	-	-	-	345	307	-	-	329	-	-	-
Tur Arhar	-	2021-22	Rabi	-	5709	-	-	-	-	6755	-	-	-	-	-
Turmeric	-	2021-22	Rabi	-	-	-	-	-	-	-	-	1545	-	-	-
Wheat	-	2021-22	Rabi	2166	2019	-	2085	1877	1960	1984	-	1960	1656	-	2139

Table 2.27 (Contd.) Crop-wise District-wise Farm Harvest Prices of Principal Crops in India - Uttar Pradesh

(Rs.per Quintal)

Crop Name	Variety	Year	Season \$	Meerut	Mirzapur	Moradabad	Muzaffarnagar	Pratapgarh	Prayagraj	RaeBareli	Saharanpur	Sant Ravidas Nagar	Shrawasti	Sonbhadra	Sultanpur
Bajra	-	2021-22	Kharif	-	1838	-	-	2963	-	-	-	1832	-	1762	-
Barley	-	2021-22	Rabi	-	1495	-	-	-	1688	-	-	-	-	1540	-
Gram	-	2021-22	Rabi	-	4612	-	-	4175	-	-	-	-	-	4126	-
Ground Nut	-	2021-22	Kharif	-	4661	-	-	-	-	-	-	-	-	-	-
Jowar	-	2021-22	Kharif	-	1788	-	-	2913	2894	-	-	-	-	1869	2913
Linseed	-	2021-22	Rabi	-	4853	-	-	-	5113	-	-	-	-	-	-
Maize	-	2021-22	Kharif	-	-	-	-	-	1868	-	-	-	1470	1734	-
Paddy	-	2021-22	Kharif	-	1559	-	-	1775	1775	-	-	1705	1463	1509	1763
Potato	-	2021-22	Rabi	1381	-	-	1397	1056	1063	-	-	-	-	-	1044
Rape/Mustard	-	2021-22	Rabi	6563	4262	4781	5985	-	-	-	-	-	6057	4526	-
Sesamum	-	2021-22	Kharif	-	-	-	-	-	6875	7139	-	-	-	7851	-
Sugar Raw	-	2021-22	-	-	-	-	-	-	-	-	3210	-	-	-	3468
Sugarcane	-	2021-22	Kharif	-	-	-	-	-	-	-	272	-	-	-	-
Tur Arhar	-	2021-22	Rabi	-	4994	-	-	6056	6081	-	-	-	7579	5475	-
Turmeric	-	2021-22	Rabi	-	-	-	-	-	-	-	-	-	-	-	-
Wheat	-	2021-22	Rabi	2069	1777	2019	2128	1925	1906	-	2067	1852	1835	1690	1924

Table 2.27 (Contd.) Crop-wise District-wise Farm Harvest Prices of Principal Crops in India - Uttar Pradesh

(Rs.per Quintal)

Crop Name	Variety	Year	Season \$	Unnao	Varanasi	State Wtd Average									
Bajra	-	2021-22	Kharif	-	2085	1689									
Barley	-	2021-22	Rabi	-	-	1853									
Gram	-	2021-22	Rabi	-	-	4364									
Ground Nut	-	2021-22	Kharif	-	-	4713									
Jowar	-	2021-22	Kharif	2682	2297	2802									
Linseed	-	2021-22	Rabi	-	-	5261									
Maize	-	2021-22	Kharif	1768	1742	1962									
Paddy	-	2021-22	Kharif	1859	1659	1796									
Potato	-	2021-22	Rabi	-	1291	1104									
Rape/Mustard	-	2021-22	Rabi	4506	-	6320									
Sesamum	-	2021-22	Kharif	-	-	8198									
Sugar Raw	-	2021-22	-	-	-	3381									
Sugarcane	-	2021-22	Kharif	-	-	302									
Tur Arhar	-	2021-22	Rabi	-	7491	6029									
Turmeric	-	2021-22	Rabi	-	-	1535									
Wheat	-	2021-22	Rabi	1866	1857	1952									

Table 2.28 Crop-wise District-wise Farm Harvest Prices of Principal Crops in India - Uttarakhand

(Rs.per Quintal)

Crop Name	Variety	Year	Season \$	Almora	Bageshwar	Chamoli	Champawat	Dehradoon	Garhwal (Pauri)	Haridwar	Nanital	Pitthoragarh	Rudra Prayag	Tihri Garhwal	Udamsingh nagar
Barley	-	2021-22	Rabi	1795	1989	1826	2233	1938	2190	-	2063	1976	1854	1900	-
Ginger	-	2021-22	Kharif	6000	-	-	5500	8000	-	-	9250	6200	-	7500	-
Gram	-	2021-22	Rabi	-	-	-	-	-	-	-	5879	-	-	-	-
Ground Nut	-	2021-22	Kharif	-	-	-	-	-	-	6314	-	-	-	-	-
Maize	-	2021-22	Kharif	2084	-	-	2250	2333	2189	1926	1923	2500	-	1600	1453
Paddy	-	2021-22	Kharif	1947	2100	1820	2118	1942	2279	1950	2065	2220	1754	2190	1809
Potato	-	2021-22	Kharif	-	-	2000	-	2920	2038	-	-	3000	1967	2238	-
			Rabi	2120	2333	-	2060	2800	2025	-	2500	2383	-	2250	1179
Ragi	-	2021-22	Kharif	1947	2300	1857	2175	2512	2570	-	2460	2471	1545	2321	-
Rape/Mustard	-	2021-22	Rabi	5600	6333	6000	6750	5000	-	-	-	-	-	5000	7123
Sesamum	-	2021-22	Kharif	-	-	-	-	-	-	8304	-	-	-	-	-
Soyabean	-	2021-22	Kharif	5000	-	6000	8000	-	-	-	5250	7333	-	5250	-
Sugarcane	-	2021-22	Kharif	-	-	-	-	-	-	383	338	-	-	-	271
Wheat	-	2021-22	Rabi	1963	2100	2010	2031	2033	2071	2156	2072	2130	1813	2007	2135

Table 2.28 (Contd.) Crop-wise District-wise Farm Harvest Prices of Principal Crops in India - Uttarakhand

(Rs.per Quintal)

Crop Name	Variety	Year	Season \$	Uttarkashi	State Wtd Average										
Barley	-	2021-22	Rabi	2062	1989										
Ginger	-	2021-22	Kharif	-	7200										
Gram	-	2021-22	Rabi	-	5879										
Ground Nut	-	2021-22	Kharif	-	6314										
Maize	-	2021-22	Kharif	2500	2239										
Paddy	-	2021-22	Kharif	2131	2077										
Potato	-	2021-22	Kharif	2186	2217										
			Rabi	2167	2371										
Ragi	-	2021-22	Kharif	2191	2182										
Rape/Mustard	-	2021-22	Rabi	5250	5627										
Sesamum	-	2021-22	Kharif	-	8304										
Soyabean	-	2021-22	Kharif	-	6255										
Sugarcane	-	2021-22	Kharif	-	366										
Wheat	-	2021-22	Rabi	2062	2032										

Table 2.29 Crop-wise District-wise Farm Harvest Prices of Principal Crops in India - West Bengal

(Rs.per Quintal)

Crop Name	Variety	Year	Season \$	Alipurduar	Bankura	Birbhum	Cooch Bihar	Dakhin Dinajpur	Darjiling	East Midnapore	Hooghly	Howrah	Jalpaiguri	Jhargram	Kalimpong
Gram	-	2021-22	Rabi	6634	5500	-	-	4850	-	6722	-	-	8000	4800	-
Jute	-	2021-22	-	6250	-	-	6750	5850	-	5875	5836	5800	6000	-	-
Paddy	-	2021-22	Autum	1651	1940	-	1518	-	-	-	1569	-	1500	1850	-
			Kharif	1700	1825	1865	1550	1525	-	1960	1800	1950	1300	1850	-
			Winter	1950	1940	1770	1650	1975	1930	1920	2010	1750	1742	1950	-
Potato	-	2021-22	-	1724	1333	1200	1525	1154	-	2078	2170	1352	1450	2000	2800
Rape/Mustard	-	2021-22	Rabi	6000	4975	5100	6500	6100	-	6500	5960	5664	5500	4700	8000
Wheat	-	2021-22	Rabi	2200	1550	-	-	2050	-	-	-	-	-	-	-

Table 2.29 (Contd.) Crop-wise District-wise Farm Harvest Prices of Principal Crops in India - West Bengal

(Rs.per Quintal)

Crop Name	Variety	Year	Season \$	Malda	Murshidabad	Nadia	North 24 Parganas	North Dinajpur	Paschim Bardhaman	Purba Bardhaman	Puruliya	South 24 Parganas	West Midnapore	State Wtd Average
Gram	-	2021-22	Rabi	6200	5750	5450	6543	6250	5989	6748	5510	-	-	5784
Jute	-	2021-22	-	5983	6122	5810	5900	4954	-	5880	-	5200	-	5993
Paddy	-	2021-22	Autum	-	1550	1830	1868	-	-	1649	1868	1815	1962	1798
			Kharif	1680	1480	2050	2000	1750	1500	1709	1810	1900	2100	1842
			Winter	1935	1860	1835	1940	1920	1940	1832	1924	1950	2010	1893
Potato	-	2021-22	-	1367	1550	1625	1798	1950	1006	1296	1463	1759	1513	1596
Rape/Mustard	-	2021-22	Rabi	4625	5850	6250	3575	4357	5500	5100	6250	5247	7000	5407
Wheat	-	2021-22	Rabi	2017	1857	1950	-	1950	2242	-	2610	-	-	1969

APPENDICES

परिशिष्ट

FORM for Collecting Farm Harvest Prices

VILLAGE:

CIRCLE:

TALUKA:

DISTRICT:

PRICE PREVAILING ON

COMMODITY	QUALITY	WHOLESALE PRICE (RS. PER QUINTAL)
1.		
2.		
3.		

NAME OF THE REPORTER:

DUE DATE:

DESIGNATION:

DATE OF DESPATCH:

REASON FOR DELAY:

DATE OF RECEIPT:

SIGNATURE OF REPORTER:

DEPTT. HEADQUARTERS:

Harvesting Season of Principal Crops in Major Growing States

प्रमुख उत्पादक राज्यों में प्रमुख फसलों की कटाई का मौसम

STATE राज्य	PADDY/RICE धान/चावल (KHARIF) (खरीफ)	PADDY/RICE धान/चावल (RABI) (रबी)	PADDY/RICE धान/चावल (SUMMER) (ग्रीष्म)
Andhra Pradesh आंध्र प्रदेश	Nov – Dec नव. - दिसं.	Mar - Apr मार्च - अप्रै.	Jul – Aug जुल. - अग.
Assam असम	Jun - July जून - जुल.	Nov – Dec नव. - दिसं.	May- Jun मई- जून
Bihar बिहार	Sep – Nov सितं. - नव.	Apr – May अप्रै. - मई	Jul – Aug जुल. - अग.
Gujarat गुजरात	Oct – Nov अक्टू. - नव.		
Haryana हरियाणा	Sep – Oct सितं. - अक्टू.		
Himachal Pradesh हिमाचल प्रदेश	Oct अक्टू.		
Jammu & Kashmir जम्मू और कश्मीर	Sep – Oct सितं. - अक्टू.		
Karnataka कर्नाटक	Sep – Oct सितं. - अक्टू.	Jan – Feb जन. - फर.	May – Jun मई - जून
Kerala केरल	Sep – Oct सितं. - अक्टू.	Dec –Jan दिसं. -जन.	Mar – Apr मार्च - अप्रै.
Madhya Pradesh मध्य प्रदेश	Oct – Nov अक्टू. - नव.		
Maharashtra महाराष्ट्र	Oct – Nov अक्टू. - नव.		
Meghalaya मेघालय			
Nagaland नागालैंड			
Odisha ओडिशा	Sep – Oct सितं. - अक्टू.	Nov –Dec नव. -दिसं.	Apr – May अप्रै. - मई
Punjab पंजाब	Oct – Nov अक्टू. - नव.		

Harvesting Season of Principal Crops in Major Growing States

प्रमुख उत्पादक राज्यों में प्रमुख फसलों की कटाई का मौसम

STATE राज्य	PADDY/RICE धान/चावल (KHARIF) (खरीफ)	PADDY/RICE धान/चावल (RABI) (रबी)	PADDY/RICE धान/चावल (SUMMER) (ग्रीष्म)
Rajasthan राजस्थान	Oct – Nov अक्टू. - नव.		
Tamilnadu तमिलनाडु	Sep – Oct सितं. - अक्टू.	Jan – Feb जन. - फर.	May – Jun मई - जून
Telangana तेलंगाना	Nov – Dec नव. - दिसं.	Mar – Apr मार्च - अप्रै.	
Uttar Pradesh उत्तर प्रदेश	Oct – Nov अक्टू. - नव.	Apr – May अप्रै. - मई	
Uttarakhand उत्तराखंड			
West Bengal पश्चिम बंगाल	Aug – Nov अग. - नव.		Apr – May अप्रै. - मई
ALL - INDIA अखिल भारत	Sep – Jan सितं. - जन.	Apr – May अप्रै. - मई	

Harvesting Season of Principal Crops in Major Growing States

प्रमुख उत्पादक राज्यों में प्रमुख फसलों की कटाई का मौसम

STATE राज्य	BAJRA बाजरा (KHARIF) (खरीफ)	BAJRA बाजरा (SUMMER) (ग्रीष्म)	WHEAT गेहूं (RABI) (रबी)
Andhra Pradesh आंध्र प्रदेश	Sep – Oct सितं. - अक्टू.	April अप्रैल	
Assam असम			Mar(E) - Apr(E) मार्च(ई) - अप्रै.(ई)
Bihar बिहार			Mar(E) - Apr(E) मार्च(ई) - अप्रै.(ई)
Gujarat गुजरात	Sep(M) - Oct(M) सितं.(एम) अक्टू. (एम)	May(M) - Jun(E) मई(एम) - जून(ई)	Feb(E) - Mar(E) फर.(ई) - मार्च(ई)
Haryana हरियाणा	Sep(E) - Sep(L) सितं.(ई) - सितं.(एल)		Apr(B) - May(B) अप्रै.(बी) - मई(बी)
Himachal Pradesh हिमाचल प्रदेश			Apr (M) - Jun(E) अप्रै. (एम) - जून(ई)
Jammu & Kashmir जम्मू और कश्मीर			Apr (E) - Jun(E) अप्रै. (ई) - जून(ई)
Karnataka कर्नाटक	Sep(L) - Oct(M) सितं.(एल) -अक्टू.(एम)	Apr(L) - May(E) अप्रै.(एल) - मई(ई)	Feb(B) - Mar(E) फर.(बी) - मार्च(ई)
Kerala केरल			
Madhya Pradesh मध्य प्रदेश	Oct(E) - Oct(L) अक्टू.(ई) - अक्टू.(एल)	Jun(E) – Jun(M) जून(ई) - जून(एम)	Feb (E) – Apr(M) फर. (ई) - अप्रै.(एम)
Maharashtra महाराष्ट्र	Sep(L) - Oct(E) सितं.(एल) - अक्टू.(ई)	May(E) – May(M) मई(ई) - मई(एम)	Feb(B) – Mar(E) फर.(बी) - मार्च(ई)

Source:-Agricultural Statistics at a Glance 2021

स्रोत:कृषि सांख्यिकी एक झलक 2021

B: Beginning, E: Early, M: Middle, L: Late

बी: प्रारंभिक, ई: पूर्व, एम: मध्य, एल: पश्चात

Harvesting Season of Principal Crops in Major Growing States

प्रमुख उत्पादक राज्यों में प्रमुख फसलों की कटाई का मौसम

STATE राज्य	BAJRA बाजरा (KHARIF) (खरीफ)	BAJRA बाजरा (SUMMER) (ग्रीष्म)	WHEAT गेहूं (RABI) (रबी)
Meghalaya मेघालय			
Nagaland नागालैंड			
Odisha ओडिशा			Mar - Apr मार्च - अप्रै.
Punjab पंजाब	Oct(M) - Oct (L) अक्टू.(एम)-अक्टू. (एल)		Apr(M) -May(B) अप्रै.(एम) -मई(बी)
Rajasthan राजस्थान	Sep(L) - Oct(M) सितं.(एल)-अक्टू.(एम)	May(L) - Jun(M) मई(एल) - जून(एम)	
Tamilnadu तमिलनाडु	Sep(M) - Oct(M) सितं.(एम) - अक्टू.(एम)	May(M) - Jun(M) मई(एम) - जून(एम)	
Telangana तेलंगाना	Jul - Aug जुल.-अग.		
Uttar Pradesh उत्तर प्रदेश	Oct(E) - Oct(M) अक्टू.(ई) - अक्टू.(एम)	May(L) - Jun(E) मई(एल) - जून(ई)	Mar(M) - Apr(E) मार्च(एम) - अप्रै.(ई)
Uttarakhand उत्तराखंड			
West Bengal पश्चिम बंगाल			Mar(B) - Apr(B) मार्च(बी) - अप्रै.(बी)
ALL - INDIA अखिल भारत	Sep - Nov सितं. - नवं.	Apr - May अप्रै. - मई	Feb - Jun फर. - जून

Harvesting Season of Principal Crops in Major Growing States

प्रमुख उत्पादक राज्यों में प्रमुख फसलों की कटाई का मौसम

STATE राज्य	ARHAR / TUR अरहर/तूर (Early Duration) (प्रारंभिक अवधि)	ARHAR / TUR अरहर/तूर (Mid Early Duration) (मध्य प्रारंभिक अवधि)	
Andhra Pradesh आंध्र प्रदेश	Nov(B) - Nov(M) नव.(बी) - नव.(एम)	Dec(M) - Dec(E) दिसं.(एम) - दिसं.(ई)	
Assam असम			
Bihar बिहार	Nov (B) - Nov(M) नव. (बी) - नव.(एम)		
Chattisgarh छत्तीसगढ़	Nov(B) - Nov(M) नव.(बी) - नव.(एम)		
Gujarat गुजरात	Nov(B) - Nov(M) नव.(बी) - नव.(एम)	Dec(M) - Dec (E) दिसं.(एम) - दिसं. (ई)	
Haryana हरियाणा	Oct (M) – Oct(E) अक्टू. (एम) - अक्टू.(ई)		
Himachal Pradesh हिमाचल प्रदेश			
Jammu & Kashmir जम्मू और कश्मीर			
Karnataka कर्नाटक	Nov(B) - Nov(M) नव.(बी) - नव.(एम)	Dec(M) - Dec(E) दिसं.(एम) - दिसं.(ई)	
Kerala केरल			
Madhya Pradesh मध्य प्रदेश	Nov(B) - Nov(M) नव.(बी) - नव.(एम)	Dec(M) - Dec(E) दिसं.(एम) - दिसं.(ई)	
Maharashtra महाराष्ट्र	Nov(B) - Nov(M) नव.(बी) - नव.(एम)	Dec(M) - Dec(E) दिसं.(एम) - दिसं.(ई)	
Meghalaya मेघालय			
Manipur मणिपुर			
Nagaland नागालैंड	Nov(B) - Nov(M) नव.(बी) - नव.(एम)		

Harvesting Season of Principal Crops in Major Growing States

प्रमुख उत्पादक राज्यों में प्रमुख फसलों की कटाई का मौसम

STATE राज्य	ARHAR / TUR अरहर/तूर (Early Duration) (प्रारंभिक अवधि)	ARHAR / TUR अरहर/तूर (Mid Early Duration) (मध्य प्रारंभिक अवधि)	
Odisha ओडिशा	Nov(B) - Nov(M) नव.(बी) - नव.(एम)		
Punjab पंजाब	Oct (M) - Oct (E) अक्टू. (एम)-अक्टू. (ई)		
Jharkhand झारखंड	Nov(B) - Nov(M) नव.(बी) - नव.(एम)		
Rajasthan राजस्थान	Nov(B) - Nov(M) नव.(बी) - नव.(एम)		
Tamilnadu तमिलनाडु	Nov(B) - Nov(M) नव.(बी) - नव.(एम)	Dec(M) - Dec (E) दिसं.(एम) - दिसं. (ई)	
Tripura त्रिपुरा	Nov(B) - Nov(M) नव.(बी) - नव.(एम)		
Uttar Pradesh उत्तर प्रदेश	Nov(B) - Nov(M) नव.(बी) - नव.(एम)		
Uttarakhand उत्तराखंड	Nov(B) - Nov(M) नव.(बी) - नव.(एम)		
ALL - INDIA अखिल भारत	Nov(B) - Nov(M) नव.(बी) - नव.(एम)	Nov(M) - Dec (E) नव.(एम) - दिसं. (ई)	

Harvesting Season of Principal Crops in Major Growing States

प्रमुख उत्पादक राज्यों में प्रमुख फसलों की कटाई का मौसम

STATE राज्य	ARHAR / TUR अरहर/तूर (Medium Duration) (मध्यम अवधि)	ARHAR / TUR अरहर/तूर (Long Duration) (दीर्घ अवधि)	SOYABEAN सोयाबीन (KHARIF) (खरीफ)
Andhra Pradesh आंध्र प्रदेश	Jan (B) – Jan (M) जन. (बी) - जन. (एम)		Sep (E) – Oct (B) सितं. (ई) - अक्टू. (बी)
Assam असम			
Bihar बिहार		Apr (M) - Apr (E) अप्रै. (एम) - अप्रै. (ई)	Sep (E) – Oct (M) सितं. (ई) - अक्टू. (एम)
Chattisgarh छत्तीसगढ़	Jan (B) – Jan (M) जन. (बी) - जन. (एम)		Sep (E) – Oct (B) सितं. (ई) - अक्टू. (बी)
Gujarat गुजरात	Jan (B) – Jan (M) जन. (बी) - जन. (एम)		Sep (E) – Oct (M) सितं. (ई) - अक्टू. (एम)
Haryana हरियाणा			
Himachal Pradesh हिमाचल प्रदेश			
Jammu & Kashmir जम्मू और कश्मीर			
Karnataka कर्नाटक	Jan(B) - Jan (M) जन.(बी) - जन. (एम)		Sep (E) – Oct (B) सितं. (ई) - अक्टू. (बी)
Kerala केरल			
Madhya Pradesh मध्य प्रदेश	Jan (B) – Jan (M) जन. (बी) - जन. (एम)		Sep (E) – Oct (B) सितं. (ई) - अक्टू. (बी)
Maharashtra महाराष्ट्र	Jan (B) - Jan (M) जन. (बी) - जन. (एम)		Sep (E) – Oct (B) सितं. (ई) - अक्टू. (बी)
Meghalaya मेघालय			Sep (E) – Oct (B) सितं. (ई) - अक्टू. (बी)
Manipur मणिपुर			Sep (E) – Oct (B) सितं. (ई) - अक्टू. (बी)
Nagaland नागालैंड			

Harvesting Season of Principal Crops in Major Growing States

प्रमुख उत्पादक राज्यों में प्रमुख फसलों की कटाई का मौसम

STATE राज्य	ARHAR / TUR अरहर/तूर (Medium Duration) (मध्यम अवधि)	ARHAR / TUR अरहर/तूर (Long Duration) (दीर्घ अवधि)	SOYABEAN सोयाबीन (KHARIF) (खरीफ)
Odisha ओडिशा	Jan (B) – Jan (M) जन. (बी) - जन. (एम)		Sep (E) – Oct (M) सितं. (ई)- अक्टू. (एम)
Punjab पंजाब			
Jharkhand झारखंड	Jan (B) – Jan (M) जन. (बी) - जन. (एम)	Mar (M) - Apr (B) मार्च (एम) - अप्रै. (बी)	Sep (E) – Oct (M) सितं. (ई) - अक्टू. (एम)
Rajasthan राजस्थान			Sep (E) – Oct (B) सितं. (ई) - अक्टू. (बी)
Tamilnadu तमिलनाडु	Jan (B) – Jan (M) जन. (बी) - जन. (एम)		
Tripura त्रिपुरा			
Uttar Pradesh उत्तर प्रदेश		Apr (B) - Apr (M) अप्रै. (बी) - अप्रै. (एम)	Sep (E) – Oct (B) सितं. (ई) - अक्टू. (बी)
Uttarakhand उत्तराखंड			
West Bengal पश्चिम बंगाल			Sep (E) – Oct (B) सितं. (ई) - अक्टू. (बी)
ALL - INDIA अखिल भारत	Jan (B) – Jan (M) जन. (बी) - जन. (एम)	Mar (M) - Apr (E) मार्च (एम) - अप्रै. (ई)	Sep (E) – Oct (B) सितं. (ई) - अक्टू. (बी)

Harvesting Season of Principal Crops in Major Growing States

प्रमुख उत्पादक राज्यों में प्रमुख फसलों की कटाई का मौसम

STATE राज्य	NIGER रामतिल (KHARIF) (खरीफ)	NIGER रामतिल (LATE KHARIF) (खरीफ पश्चात)	GRAM चना (RABI) (रबी)
Andhra Pradesh आंध्र प्रदेश	Oct(L) - Nov(L) अक्टू.(एल) - नव.(एल)	Nov(B) - Dec(B) नव.(बी) - दिसं.(बी)	Feb(M) - Mar(B) फर.(एम) - मार्च(बी)
Assam असम			Mar(B) - Mar(E) मार्च(बी) - मार्च(ई)
Bihar बिहार	Oct(L) - Dec(M) अक्टू.(एल) - दिसं.(एम)	Nov(B) - Dec(B) नव.(बी) - दिसं.(बी)	Mar(B) - Mar(E) मार्च(बी) - मार्च(ई)
Chattisgarh छत्तीसगढ़	Oct(L) - Nov(L) अक्टू.(एल) - नव.(एल)		Feb(E) - Mar(E) फर.(ई) - मार्च(एम)
Gujarat गुजरात	Oct(M) - Nov(L) अक्टू.(एम) - नव.(एल)	Nov(B) - Dec(B) नव.(बी) - दिसं.(बी)	Feb(M) - Mar(M) फर.(एम) - मार्च(एम)
Haryana हरियाणा			Mar(M) - Apr(B) मार्च(एम) - अप्रै.(बी)
Himachal Pradesh हिमाचल प्रदेश			
Jammu & Kashmir जम्मू और कश्मीर			
Karnataka कर्नाटक	Oct(M) - Nov(M) अक्टू.(एम) - नव.(एम)	Nov(B) - Dec(B) नव.(बी) - दिसं.(बी)	Jan(M) - Feb(E) जन.(एम) - फर.(ई)
Kerala केरल			
Madhya Pradesh मध्य प्रदेश	Oct(L) - Nov(L) अक्टू.(एल) - नव.(एल)	Nov(B) - Dec(B) नव.(बी) - दिसं.(बी)	Feb(M) - Mar(M) फर.(एम) - मार्च(एम)
Maharashtra महाराष्ट्र	Oct(M) - Dec(E) अक्टू.(एम) - दिसं.(ई)	Nov(B) - Dec(B) नव.(बी) - दिसं.(बी)	Feb(M) - Mar(E) फर.(एम) - मार्च(ई)
Meghalaya मेघालय			Dec(B) - Jan(E) दिसं.(बी) - जन.(ई)
Manipur मणिपुर			Mar - Apr मार्च - अप्रै.
Nagaland नागालैंड			
Odisha ओडिशा	Oct(L) - Nov(L) अक्टू.(एल) - नव.(एल)	Nov(B) - Dec(B) नव.(बी) - दिसं.(बी)	

Harvesting Season of Principal Crops in Major Growing States

प्रमुख उत्पादक राज्यों में प्रमुख फसलों की कटाई का मौसम

STATE राज्य	NIGER रामतिल (KHARIF) (खरीफ)	NIGER रामतिल (LATE KHARIF) (खरीफ पश्चात)	GRAM चना (RABI) (रबी)
Punjab पंजाब			Mar(M) - Apr(E) मार्च(एम) - अप्रै.(ई)
Jharkhand झारखंड	Oct(L) - Dec(M) अक्टू.(एल) - दिसं.(एम)	Nov(B) - Dec(B) नवं.(बी) - दिसं.(बी)	Mar(B) - Mar(M) मार्च(बी) - मार्च(एम)
Rajasthan राजस्थान			Mar(M) - Apr(E) मार्च(एम) - अप्रै.(ई)
Tamilnadu तमिलनाडु			
Tripura त्रिपुरा			
Uttar Pradesh उत्तर प्रदेश			Mar(M) - Apr(E) मार्च(एम) - अप्रै.(ई)
Uttarakhand उत्तराखंड			
West Bengal पश्चिम बंगाल			Mar(B) - Mar(E) मार्च(बी) - मार्च(ई)
ALL - INDIA अखिल भारत			

Harvesting Season of Principal Crops in Major Growing States

प्रमुख उत्पादक राज्यों में प्रमुख फसलों की कटाई का मौसम

STATE राज्य	GROUNDNUT मूंगफली (KHARIF) (खरीफ)	GROUNDNUT मूंगफली (RABI) (रबी)	GROUNDNUT मूंगफली (SUMMER/ SPRING) (ग्रीष्म/वसंत)
Andhra Pradesh आंध्र प्रदेश	Oct (B) - Nov (E) अक्टू. (बी) - नव. (ई)	Mar (E) - Apr (E) मार्च.(ई) - अप्रै.(ई)	
Assam असम	Nov (B) - Dec (E) नव. (बी) - दिसं. (ई)	Nov (B) - Dec (E) नव. (बी) - दिसं. (ई)	
Bihar बिहार		Mar(B) - Mar(E) मार्च(बी) - मार्च(ई)	
Chhattisgarh छत्तीसगढ़	Sep (M) - Nov (B) सितं. (एम) - नव. (बी)		
Gujarat गुजरात	Sep (B) - Nov (E) सितं. (बी) - नव. (ई)		Apr (E) - May (E) अप्रै. (ई) - मई (ई)
Jharkhand झारखंड	Oct (B) - Nov (E) अक्टू. (बी) - नव. (ई)		
Karnataka कर्नाटक	Oct (B) - Nov (E) अक्टू. (बी) - नव. (ई)	Feb(M) - Mar(M) फर.(एम) - मार्च(एम)	Mar (M) - Apr (M) मार्च.(एम) - अप्रै.(एम)
Madhya Pradesh मध्य प्रदेश	Oct (B) - Nov (M) अक्टू. (बी)- नव. (एम)		
Maharashtra महाराष्ट्र	Oct (B) - Nov (B) अक्टू. (बी) - नव. (बी)		Apr (E) - May (E) अप्रै. (ई) - मई (ई)
Manipur मणिपुर	Oct (B) - Nov (E) अक्टू. (बी) - नव. (ई)		
Odisha ओडिशा	Oct (M) - Nov (M) अक्टू. (एम) - नव. (एम)	Mar(B) - Mar(E) मार्च(बी) - मार्च(ई)	May (B)- May (E) मई (बी)- मई (ई)
Punjab पंजाब	Oct (B) - Nov (E) अक्टू. (बी) - नव. (ई)		Jun (M)- Jun (E) जून (एम)- जून (ई)
Puducherry पुदुचेरी	Sep (B) - Oct (M) सितं. (बी) - अक्टू. (एम)	Mar (B) - Apr (E) मार्च (बी) - अप्रै. (ई)	
Rajasthan राजस्थान	Oct (B) - Nov (E) अक्टू. (बी) - नव. (ई)		Jun (B)- Jun (E) जून (बी)- जून (ई)

Harvesting Season of Principal Crops in Major Growing States

प्रमुख उत्पादक राज्यों में प्रमुख फसलों की कटाई का मौसम

STATE राज्य	GROUNDNUT मूंगफली (KHARIF) (खरीफ)	GROUNDNUT मूंगफली (RABI) (रबी)	GROUNDNUT मूंगफली (SUMMER/ SPRING) (ग्रीष्म/वसंत)
Tamilnadu तमिलनाडु	Sep (B) - Oct (B) सितं. (बी)-अक्टू. (बी)	Mar (B) - Apr (M) मार्च (बी) - अप्रै. (एम)	Aug (B) - Aug (E) अग. (बी) - अग. (ई)
Tripura त्रिपुरा			
Uttar Pradesh उत्तर प्रदेश	Jun (B)- Jun (E) जून (बी)- जून (ई)		
Uttarakhand उत्तराखंड			
West Bengal पश्चिम बंगाल	Oct (M) - Oct (E) अक्टू. (एम) -अक्टू. (ई)	May (B) - May (E) मई (बी) - मई (ई)	Jun (M)- Jun (E) जून (एम)- जून (ई)
ALL - INDIA अखिल भारत	Oct - Nov अक्टू. - नवं.	Feb - May फर. - मई	Apr - May अप्रै. - मई

Harvesting Season of Principal Crops in Major Growing States

प्रमुख उत्पादक राज्यों में प्रमुख फसलों की कटाई का मौसम

STATE राज्य	LINSEED अलसी (RABI) (रबी)	SESAMUM तिल (KHARIF) (खरीफ)	SESAMUM तिल (PRE-RABI) (पूर्व-रबी)
Andhra Pradesh आंध्र प्रदेश	Feb(E) - Mar(E) फर.(ई) - मार्च(ई)	Oct(M) - Nov(M) अक्टू.(एम)-नव.(एम)	Dec(E) - Jan(M) दिसं.(ई) - जन.(एम)
Assam असम	Mar(B) - Apr(B) मार्च(बी) - अप्रै.(बी)		
Bihar बिहार	Mar(M) - Apr(E) मार्च(एम) - अप्रै.(ई)		
Chattisgarh छत्तीसगढ़	Mar(B) - Mar(E) मार्च(बी) - मार्च(ई)		
Gujarat गुजरात		Oct - Nov अक्टू. - नव.	
Haryana हरियाणा			
Himachal Pradesh हिमाचल प्रदेश	Apr(E) - May(M) अप्रै.(ई) - मई(एम)		
Jammu & Kashmir जम्मू और कश्मीर	Apr(E) - May(M) अप्रै.(ई) - मई(एम)		
Karnataka कर्नाटक	Feb(E) - Mar(M) फर.(ई) - मार्च(एम)	Oct(M) - Nov(M) अक्टू.(एम) - नव.(एम)	
Kerala केरल		Oct(M) - Nov(M) अक्टू.(एम) - नव.(एम)	
Madhya Pradesh मध्य प्रदेश	Apr(B) - Apr(E) अप्रै. (बी) - अप्रै. (ई)	Oct(M) - Nov(M) अक्टू.(एम) - नव.(एम)	Dec(E) - Jan(M) दिसं.(ई) - जन.(एम)
Maharashtra महाराष्ट्र	Mar(E) - Apr(B) मार्च(ई) - अप्रै.(ई)	Oct(M) - Nov(M) अक्टू.(एम) - नव.(एम)	Dec(E) - Jan(M) दिसं.(ई) - जन.(एम)
Meghalaya मेघालय			
Manipur मणिपुर			
Nagaland नागालैंड	Apr(E) - May(B) अप्रै.(ई) - मई(बी)		

Harvesting Season of Principal Crops in Major Growing States

प्रमुख उत्पादक राज्यों में प्रमुख फसलों की कटाई का मौसम

STATE राज्य	LINSEED अलसी (RABI) (रबी)	SESAMUM तिल (KHARIF) (खरीफ)	SESAMUM तिल (PRE-RABI) (पूर्व-रबी)
Odisha ओडिशा	Mar(E)-Mar(E) मार्च(ई) - मार्च(ई)	Oct.(M) - Nov(M) अक्टू.(एम) - नव.(एम)	
Punjab पंजाब	Apr(E) - May(M) अप्रै.(ई) - मई(एम)		
Jharkhand झारखंड	Mar(B) - Apr(E) मार्च(बी) - अप्रै.(ई)		
Rajasthan राजस्थान	Apr(E) - May(E) अप्रै.(ई) - मई(ई)	Oct(M) - Nov(M) अक्टू.(एम) - नव.(एम)	
Tamilnadu तमिलनाडु		Oct - Nov अक्टू. - नव.	Dec(E) - Jan(M) दिसं.(ई) - जन.(एम)
Telangana तेलंगाना		Oct(L) - Nov(E) अक्टू.(एल) - नव.(ई)	
Tripura त्रिपुरा			
Uttar Pradesh उत्तर प्रदेश	Apr(B) - Apr(E) अप्रै. (बी) - अप्रै. (ई)	Oct(M) - Nov(M) अक्टू.(एम) - नव.(एम)	
Uttarakhand उत्तराखंड			
West Bengal पश्चिम बंगाल	Mar(B) - Apr(M) मार्च(बी) - अप्रै.(एम)		
ALL - INDIA अखिल भारत	Feb(E) - May(M) फर.(ई) - मई(एम)	Sep - Nov सितं. - नव.	Dec(E) - Jan(M) दिसं.(ई) - जन.(एम)

Harvesting Season of Principal Crops in Major Growing States

प्रमुख उत्पादक राज्यों में प्रमुख फसलों की कटाई का मौसम

STATE राज्य	SESAMUM तिल (RABI) (रबी)	SESAMUM तिल (SUMMER) (शीष्म)	RAPESEED & MUSTARD SEED रेपसीड और सरसो बीज
Andhra Pradesh आंध्र प्रदेश		Apr(M) - May(E) अप्रै.(एम) - मई(ई)	Feb - Mar फर. - मार्च
Assam असम			Feb - Mar फर. - मार्च
Bihar बिहार			Feb - Mar फर. - मार्च
Chattisgarh छत्तीसगढ़			Mar मार्च
NCT Delhi एनसीटी दिल्ली			Feb - Mar फर. - मार्च
Gujarat गुजरात		May - Jun मई - जून	Feb - Mar फर. - मार्च
Haryana हरियाणा			Feb - Mar फर. - मार्च
Himachal Pradesh हिमाचल प्रदेश			Mar - Apr मार्च - अप्रै.
Jammu & Kashmir जम्मू और कश्मीर			Mar - Apr मार्च - अप्रै.
Karnataka कर्नाटक			Feb फर.
Kerala केरल		Apr(M) - May(E) अप्रै.(एम) - मई(ई)	
Madhya Pradesh मध्य प्रदेश			Feb - Mar फर. - मार्च
Maharashtra महाराष्ट्र		Apr(M) - May(E) अप्रै.(एम) - मई(ई)	Feb - Mar फर. - मार्च
Meghalaya मेघालय			
Manipur मणिपुर			Mar मार्च
Nagaland नागालैंड			

Harvesting Season of Principal Crops in Major Growing States

प्रमुख उत्पादक राज्यों में प्रमुख फसलों की कटाई का मौसम

STATE राज्य	SESAMUM तिल (RABI) (रबी)	SESAMUM तिल (SUMMER) (ग्रीष्म)	RAPESEED & MUSTARD SEED रेपसीड और सरसो बीज
Odisha ओडिशा	Feb(M) - Mar(E) फर.(एम) - मार्च(ई)	May(M) - Jun(M) मई(एम)-जून(एम)	Feb - Mar फर. - मार्च
Punjab पंजाब			Mar - Apr मार्च - अप्रै.
Jharkhand झारखंड			Feb - Mar फर. - मार्च
Rajasthan राजस्थान			Feb - Mar फर. - मार्च
Tamilnadu तमिलनाडु	Feb(M) - Mar(E) फर.(एम) - मार्च(ई)	May(M) - Jun(M) मई(एम)-जून(एम)	
Telangana तेलंगाना	Feb(L) - Mar(M) फर.(एल)-मार्च(एम)	Apr(E) - May(E) अप्रै.(ई) - मई(ई)	
Tripura त्रिपुरा			
Uttar Pradesh उत्तर प्रदेश		May(M) - Jun(M) मई(एम)-जून(एम)	Feb - Mar फर. - मार्च
Uttarakhand उत्तराखंड			Mar मार्च
West Bengal पश्चिम बंगाल		May(M) - Jun(M) मई(एम)-जून(एम)	Feb - Mar फर. - मार्च
ALL - INDIA अखिल भारत	Feb(M) - Mar(E) फर.(एम) - मार्च(ई)	May - Jun मई - जून	

Harvesting Season of Principal Crops in Major Growing States

प्रमुख उत्पादक राज्यों में प्रमुख फसलों की कटाई का मौसम

STATE राज्य	SUNFLOWER सूरजमुखी (KHARIF) (खरीफ)	SUNFLOWER सूरजमुखी (RABI) (रबी)	SUNFLOWER सूरजमुखी (SUMMER/ SPRING) (ग्रीष्म/वसंत)
Andhra Pradesh आंध्र प्रदेश	Sep - Nov सितं. - नवं.	Jan जन.	
Assam असम			
Bihar बिहार		Apr - May अप्रै. - मई	
Chattisgarh छत्तीसगढ़			
Gujarat गुजरात			
Haryana हरियाणा			May मई
Himachal Pradesh हिमाचल प्रदेश			
Jammu & Kashmir जम्मू और कश्मीर			
Karnataka कर्नाटक	Sep - Nov सितं. - नवं.	Jan जन.	Mar - Apr मार्च - अप्रै.
Kerala केरल			
Madhya Pradesh मध्य प्रदेश			
Maharashtra महाराष्ट्र	Oct - Nov अक्टू. - नवं.	Jan जन.	
Meghalaya मेघालय			
Manipur मणिपुर			
Nagaland नागालैंड			
Odisha ओडिशा			Apr - May अप्रै. - मई

Harvesting Season of Principal Crops in Major Growing States

प्रमुख उत्पादक राज्यों में प्रमुख फसलों की कटाई का मौसम

STATE राज्य	SUNFLOWER सूरजमुखी (KHARIF) (खरीफ)	SUNFLOWER सूरजमुखी (RABI) (रबी)	SUNFLOWER सूरजमुखी (SUMMER/ SPRING) (ग्रीष्म/वसंत)
Punjab पंजाब			Apr - May अप्रै. - मई
Jharkhand झारखंड			
Rajasthan राजस्थान			
Tamilnadu तमिलनाडु	Sep - Nov सितं. - नवं.	Jan जन.	
Telangana तेलंगाना	Sep - Nov सितं. - नवं.		
Tripura त्रिपुरा			
Uttar Pradesh उत्तर प्रदेश			
Uttarakhand उत्तराखंड			
West Bengal पश्चिम बंगाल			Apr - May अप्रै. - मई
ALL - INDIA अखिल भारत	Sep - Nov सितं. - नवं.	Jan जन.	Apr - May अप्रै. - मई

Harvesting Season of Principal Crops in Major Growing States

प्रमुख उत्पादक राज्यों में प्रमुख फसलों की कटाई का मौसम

STATE राज्य	CASTORSEED अरंडी (KHARIF) (खरीफ)	MAIZE मक्का (KHARIF) (खरीफ)	MAIZE मक्का (RABI) (रबी)
Andhra Pradesh आंध्र प्रदेश	Dec - Jan दिसं. - जन.	Sep (M) – Oct (E) सितं. (एम)-अक्टू. (ई)	Feb (E) – May (B) फर. (ई) – मई (बी)
Assam असम			
Bihar बिहार		Oct (M) – Nov (M) अक्टू. (एम) – नवं. (एम)	Feb (B) – Mar (B) फर. (बी) – मार्च (बी)
Chattisgarh छत्तीसगढ़	Feb फर.		
Gujarat गुजरात	Feb - Mar फर. - मार्च	Sep (B) – Nov (B) सितं. (बी) – नवं. (बी)	Feb (M) – Mar (E) फर. (एम) - मार्च. (ई)
Haryana हरियाणा	Jan - Feb जन. - फर.	Oct (M) – Oct (E) अक्टू. (एम) – अक्टू. (ई)	
Himachal Pradesh हिमाचल प्रदेश		Sep (M) – Oct (M) सितं. (एम) – अक्टू. एम)	
Jammu & Kashmir जम्मू और कश्मीर		Oct (B) – Nov (B) अक्टू. (बी) – नवं. (बी)	
Karnataka कर्नाटक	Nov - Dec नवं. - दिसं.	Sep (B) – Oct (E) सितं. (बी) – अक्टू. (ई)	Feb (B) – Mar (E) फर. (बी) – मार्च (ई)
Kerala केरल		Sep (M) – Oct (E) सितं. (एम) – अक्टू. (ई)	
Madhya Pradesh मध्य प्रदेश		Sep (M) – Nov (E) सितं. (एम) – नवं. (ई)	Mar(E) – May (E) मार्च(ई) - मई.(ई)
Maharashtra महाराष्ट्र	Dec - Jan दिसं. - जन.	Oct (B) – Nov (E) अक्टू. (बी) – नवं. (ई)	Mar(E) – May (E) मार्च(ई) - मई.(ई)
Meghalaya मेघालय			
Manipur मणिपुर			
Nagaland नागालैंड			

Harvesting Season of Principal Crops in Major Growing States

प्रमुख उत्पादक राज्यों में प्रमुख फसलों की कटाई का मौसम

STATE राज्य	CASTORSEED अरंडी (KHARIF) (खरीफ)	MAIZE मक्का (KHARIF) (खरीफ)	MAIZE मक्का (RABI) (रबी)
Odisha ओडिशा	Dec - Jan दिस. - जन.	Sep - Oct सितं. - अक्टू.	
Punjab पंजाब		Sep (B) - Oct (E) सितं. (बी) - अक्टू. (ई)	
Jharkhand झारखंड			
Rajasthan राजस्थान	Jan - Feb जन. - फर.	Oct (B) - Nov (E) अक्टू. (बी) - नवं. (ई)	Mar(E) - May (E) मार्च(ई) - मई.(ई)
Tamilnadu तमिलनाडु	Dec - Jan दिसं. - जन.	Oct (M) - Oct (E) अक्टू. (एम) - अक्टू. (ई)	Jan (B) - Jan (E) जन. (बी) - जन. (ई)
Telangana तेलंगाना	Dec - Jan दिसं. - जन.	Sep (M) - Oct (E) सितं. (एम) - अक्टू. (ई)	
Tripura त्रिपुरा			
Uttar Pradesh उत्तर प्रदेश		Sep (M) - Oct (M) सितं. (एम) - अक्टू.(एम)	Mar(E) - May (E) मार्च(ई) - मई.(ई)
Uttarakhand उत्तराखंड			
West Bengal पश्चिम बंगाल		Sep (M) - Oct (M) सितं. (एम) - अक्टू.(एम)	Mar (B) - Mar (E) मार्च (बी) - मार्च (ई)
ALL - INDIA अखिल भारत	Jan - Feb जन. - फर.	Sep - Nov सितं. - नवं.	Jan - May जन. - मई

Harvesting Season of Principal Crops in Major Growing States

प्रमुख उत्पादक राज्यों में प्रमुख फसलों की कटाई का मौसम

STATE राज्य	COTTON कपास (KHARIF) (खरीफ)	JUTE पटसन (KHARIF) (खरीफ)	POTATO आलू
Andhra Pradesh आंध्र प्रदेश	Dec(B) - Dec(E) दिसं.(बी) - मार्च.(ई)		Apr - Jun अप्रै. - जून
Assam असम			Dec - Jan दिसं. - जन.
Bihar बिहार	Oct(M) - Nov(M) अक्टू.(एम) - नवं.(एम)		Jan - Feb जन. - फर.
Chhattisgarh छत्तीसगढ़			Jan - Mar जन. - मार्च
Gujarat गुजरात	Oct(B) - Nov(E) अक्टू.(बी) - नवं.(ई)		Jan जन.
Haryana हरियाणा	Oct(M) - Nov(M) अक्टू.(एम) - नवं.(एम)		Feb - Mar फर. - मार्च
Himachal Pradesh हिमाचल प्रदेश			May - Jun & Aug - Nov मई - जून & अग. -नवं.
Jammu & Kashmir जम्मू और कश्मीर			Apr & Jul अप्रै. & जुल.
Karnataka कर्नाटक			Feb - Mar & Sep - Oct फर. - मार्च & सितं. - अक्टू.
Kerala केरल	Oct(B) - Nov(E) अक्टू.(बी) - नवं.(ई)	Oct(B) - Jan(E) अक्टू.(बी) - जन.(ई)	
Madhya Pradesh मध्य प्रदेश	Oct - Nov अक्टू. - नवं.		Feb - Mar फर. - मार्च
Maharashtra मध्य प्रदेश	Nov - Dec नवं. - दिसं.		Mar - May मार्च - मई
Meghalaya मेघालय			Apr अप्रै.
Manipur मणिपुर		Aug - Sep अग. - सितं.	Dec - Jan दिसं. - जन.

Harvesting Season of Principal Crops in Major Growing States

प्रमुख उत्पादक राज्यों में प्रमुख फसलों की कटाई का मौसम

STATE राज्य	COTTON कपास (KHARIF) (खरीफ)	JUTE पटसन (KHARIF) (खरीफ)	POTATO आलू
Mizoram मिजोरम			Sep सितं.
Nagaland नागालैंड			Feb फर.
Odisha ओडिशा	Nov - Dec नवं. - दिसं.	Aug - Sep अग. - सितं.	Feb - Mar फर. - मार्च
Punjab पंजाब	Oct(B) - Nov(E) अक्टू.(बी) - नवं.(ई)		Dec - Jan दिसं. - जन.
Puducherry पुदुचेरी			Apr & Jul अप्रै. & जुल.
Jharkhand झारखंड			Dec - Feb दिसं. - फर.
Rajasthan राजस्थान	Nov(B) - Dec(E) नवं.(बी) - दिसं.(ई)		Jan - Feb जन. - फर.
Sikkim सिक्किम			Jun - Aug जून - अग.
Tamil Nadu तमिलनाडु	Feb(B) - Apr(E) फर.(बी) - अप्रै.(ई)		Round the year वर्ष भर
Tripura त्रिपुरा		Aug - Sep अग. - सितं.	
Uttar Pradesh उत्तर प्रदेश	Sep(B) - Nov(E) सितं.(बी) - नवं.(ई)		Mar - Apr मार्च - अप्रै.
Uttarakhand उत्तराखंड			Jul - Aug & Oct - Dec जुल. - अग. & अक्टू. - दिसं.
West Bengal पश्चिम बंगाल	Jun(B) - Aug(E) जून(बी) - अग.(ई)	Jul(B) - Aug(E) जुल.(बी) - अग.(ई)	Mar मार्च
D & N. Haveli दादरा एवं नगर हवेली			Jan जन.
Daman & Diu दमन और दीव			Jan जन.
ALL - INDIA अखिल भारत	Sep - Dec सितं. - दिसं.	Aug - Oct अग. - अक्टू.	Round the year वर्ष भर

Harvesting Season of Principal Crops in Major Growing States

प्रमुख उत्पादक राज्यों में प्रमुख फसलों की कटाई का मौसम

STATE राज्य	SUGARCANE गन्ना (KHARIF) (खरीफ)	SUGARCANE गन्ना (RABI) (रबी)	
Andhra Pradesh आंध्र प्रदेश		Dec(E) – May(M) दिसं.(ई) – मई(एम)	
Assam असम		Dec(B) - Jan(E) दिसं.(बी) - जन.(ई)	
Bihar बिहार	Oct(B) - Dec(E) अक्टू.(बी) - दिसं.(ई)	Nov(B) - Feb(E) नवं.(बी) - फर.(ई)	
Chattisgarh छत्तीसगढ़			
Gujarat गुजरात			
Haryana हरियाणा		Dec(M) - Mar(E) दिसं.(एम) - मार्च(ई)	
Himachal Pradesh हिमाचल प्रदेश			
Jammu & Kashmir जम्मू और कश्मीर			
Karnataka कर्नाटक		Aug(B) - May(E) अग.(बी) - मई(ई)	
Kerala केरल		Dec(B) - Jan(E) दिसं.(बी) - जन.(ई)	
Madhya Pradesh मध्य प्रदेश	Oct(E) - Mar(E) अक्टू.(ई) - मार्च(ई)		
Maharashtra महाराष्ट्र	Oct(B) - Nov(E) अक्टू.(बी) - नवं.(ई)		
Meghalaya मेघालय			
Manipur मणिपुर			
Nagaland नागालैंड			
Odisha ओडिशा		Nov – Feb नवं. – फर.	

Harvesting Season of Principal Crops in Major Growing States

प्रमुख उत्पादक राज्यों में प्रमुख फसलों की कटाई का मौसम

STATE राज्य	SUGARCANE गन्ना (KHARIF) (खरीफ)	SUGARCANE गन्ना (RABI) (रबी)	
Punjab पंजाब		Nov(B) - Feb(E) नव.(बी) - फर.(ई)	
Jharkhand झारखंड			
Rajasthan राजस्थान		Dec(B) - Mar(E) दिसं.(बी) - मार्च(ई)	
Tamilnadu तमिलनाडु	May(B) - Aug(E) मई(बी) - अग.(ई)	Dec(B) - Jan(E) दिसं.(बी) - जन.(ई)	
Tripura त्रिपुरा		Dec - Mar दिसं. - मार्च	
Uttar Pradesh उत्तर प्रदेश	Oct(B) - Dec(E) अक्टू.(बी) - दिसं. (ई)	Oct(B) - Feb(E) अक्टू.(बी) - फर. (ई)	
West Bengal पश्चिम बंगाल	Oct(B) - Mar(E) अक्टू.(बी) - मार्च(ई)		
ALL - INDIA अखिल भारत	Oct(B) - Jan(E) अक्टू.(बी) - जन. (ई)	Aug (B) - Nov (E) अग. (बी) - नव. (ई)	

Source:-Agricultural Statistics at a Glance 2021

स्रोत:कृषि सांख्यिकी एक झलक 2021

B: Beginning, E: Early, M: Middle, L: Late

बी: प्रारंभिक, ई: पूर्व, एम: मध्य, एल: पश्चात

MINIMUM SUPPORT PRICES

न्यूनतम समर्थन मूल्य

(According to Crop Year)

(कृषि वर्ष के अनुसार)

Rs. Per Qtl.

रूपये प्रति क्विंटल

S.NO.	Commodity	जिन्स	Variety	किस्म	2021-22
	KHARIF CROPS	खरीफ फसल			
1	PADDY	धान	Common	सामान्य	1940
			Grade 'A'	ग्रेड 'ए'	1960
2	JOWAR	ज्वार	Hybrid	हाईब्रिड	2738
			Maldandi	मालदंडी	2758
3	BAJRA	बाजरा			2250
4	MAIZE	मक्का			1870
5	RAGI	रागी			3377
6	ARHAR (TUR)	अरहर (तूर)			6300
7	MOONG	मूंग			7275
8	URAD	उड़द			6300
9	COTTON	कपास	Medium Staple	मध्यम रेश	5726
			Long Staple	लंबे रेशे	6025
10	GROUNDNUT IN SHELL	मूंगफली छिलके सहित			5550
11	SUNFLOWER SEED	सूरजमुखी बीज			6015
12	SOYABEAN	सोयाबीन	Yellow	पीला	3950
13	SESAMUM	तिल			7307
14	NIGERSEED	रामतिल			6930
	RABI CROPS	रबी फसलें			
15	WHEAT	गेहूं			2015
16	BARLEY	जौ			1635
17	GRAM	चना			5230
18	MASUR (LENTIL)	मसूर (लौंटेल)			5500
19	RAPSEED/MUSTARD	रेपसीड/सरसो			5050
20	SAFFLOWER	कुसुम्भ			5441
21	TORIA	तोरिया			5050
	OTHER CROPS	अन्य फसलें			
22	COPRA	कोपरा	Milling	मिलिंग	10335
	(Calendar Year)	(कैलेंडर वर्ष)	Ball	बाल	10600
23	DE-HUSKED COCONUT (Calendar Year)	छिलका रहित नारियल (कैलेंडर वर्ष)			2800
24	JUTE	पटसन	TD5	टीडी5	4500

Source: CACP